

TECHNICAL MANUAL

ORGANIZATIONAL MAINTENANCE REPAIR

PARTS AND SPECIAL TOOLS LIST

FOR

SIGNAL ELECTRONIC

EQUIPMENT

CONFIGURATION

ARMY MODEL OV-1D

AIRCRAFT

**This copy is a reprint which includes
current pages from Change 1.**

**ORGANIZATIONAL MAINTENANCE
REPAIR PARTS AND SPECIAL TOOLS LISTS
FOR
SIGNAL ELECTRONIC EQUIPMENT
CONFIGURATION
ARMY MODEL OV-1D AIRCRAFT
Current as of November 1975**

REPORTING ERRORS AND RECOMMENDING IMPROVEMENTS

You can help improve this manual. If you find any mistakes or if you know of a way to improve the procedures, please let us know. Mail your letter, DA Form 2028 (Recommended Changes to Publications and Blank Forms), or DA Form 2026-2 located in back of this manual direct to: Commander, US Army Communications and Electronics Materiel Readiness Command, ATTN: DRSEL-ME-MQ, Fort Monmouth, New Jersey 07703.

In either case, a reply will be furnished direct to you.

TABLE OF CONTENTS

SECTION		Page	Illus Figure
I.	Introduction	1-1	
II.	Repair parts list.....	2-1	
Group 01	Intercommunications	2-1	1
	0101 Communications System Control C-6533/ARC.....	2-1	1
	0102 No parts authorized.....		
	0103 ICS foot switch.....	2-1	1
	0104 Radio foot switch.....	2-1	2
02	AM UHF command.....	2-1	2
	0201 Radio Set AN/ARC-51.....	2-1	2
	0202 No parts authorized.....		
03	AM VHF command.....	2-5	3
	0301 Radio Set AN/ARC-115.....	2-5	3
	0302 No parts authorized.....		
04	FM VHF command.....	2-5	4
	0401 Radio Set AN/ARC-114.....	2-8	4
	0402 Towel Bar Homing Antenna AS-2042/ARC.....	2-8	4
	0403 VHF/FM blade antenna.....	2-8	4
	0404 Antenna selector switch.....	2-8	4
	0405 No parts authorized		
05	HF radio.....	2-8	5
	0501 Radio Set AN/ARC-102.....	2-8	5
	0502 Antenna Coupler CU-1658/A.....	2-10	5
	0503 No parts authorized		
	0504 Shield assembly.....	2-10	5
	0505 Wire antenna assembly.....	2-11	6
06	No parts authorized		
	0601 No parts authorized		
	0602 No parts authorized		
07	Navigational display.....	2-12	7
	0701 Navigational Computer Set AN/ASN-33.....	2-12	7
	0702 Cable assemblies.....	2-12	7

*This manual supersedes TM 11-1510-204-20P-2, 2 September 1971.

	Page	Illus Figure	
08	VOR	2-12	8
	0802 VHF navigation antenna	2-12	8
	0801 Radio Receiving Set AN/AN-82	2-15	8
	0803 VOR antenna box assembly	2-15	8
	0804 No parts authorized		
09	Automatic direction finder	2-15	9
	0901 Direction Finder Set AN/ARN-89	2-15	9
	0902 No parts authorized		
	0903 ARN-89 antenna shield assembly	2-15	9
	0904 Wire antenna	2-17	10
10	Glide slope and marker beacon	2-18	11
	1001 Radio Receiver R-844()/ARN-58	2-18	11
	1002 Marker beacon antenna	2-18	11
Group 10	1003 ARN-58 glide slope antenna 37P4	2-18	11
	1004 No parts authorized		
	1005 Marker beacon/glide slope panel assembly	2-20	11
11	Autopilot	2-20	12
	1101 Automatic Flight Control System AN/ASW-12(V)2	2-20	12
	1102 Autopilot phase shifting transformer	2-25	12
	1103 Cable assemblies	2-25	12
12	Navigation	2-25	13
	1201 Inertial Navigation Set AN/ASN-86	2-25	13
	1202 True Airspeed Transmitter T-992/A	2-25	13
	1203 No parts authorized		
	1204 No parts authorized		
13	Attitude heading reference	2-28	14
	1301 Attitude-Heading Reference Set AN/ASN-76	2-28	14
14	TACAN	2-28	15
	1401 Tactical Air Navigation Set AN/ARN-103	2-28	15
	1402 No parts authorized		
	1403 Antenna AT-741/A	2-32	15
	1404 Antenna Transfer Switch SA-521/A	2-32	15
	1405 Cable Assemblies	2-32	15
15	Radar altimeter	2-32	16
	1501 Electronic Altimeter Set AN/APN-171A(V)1	2-32	16
	1502 No parts authorized		
16	Identification	2-34	17
	1601 Radio Receiver-Transmitter RT-859/APX-72	2-34	17
	1602 Antenna AT-741/A	2-34	17
	1603 No parts authorized		
	1604 No parts authorized		
	1605 Control Transponder Set C-6280(P)/APX	2-34	17
	1606 Transponder Test Set TS-1843()/APX	2-34	17
	1607 Computer KIT-1A/TSEC	2-34	17
	1608 No parts authorized		
17	Airborne photographic surveillance	2-34	18
	1701 Airborne Photographic Surveillance System KS-113A	2-37	18
	1702 No parts authorized		
	1703 No parts authorized		
	1704 No parts authorized		
	1705 No parts authorized		
	1706 No parts authorized		
	1707 Still Picture Camera KA-76A	2-37	18
	1708 Flasher Pod LA-388A	2-37	18
	1709 Camera pulse panel	2-37	18
	1710 No parts authorized		
	1711 No parts authorized		
	1712 No parts authorized		
	1713 No parts authorized		
	1714 No parts authorized		
	1715 No parts authorized		
	1716 No parts authorized		
18	KA-60C forward photographic	2-41	19
	1801 Still Picture Camera KA-60C	2-41	19
	1802 No parts authorized		

	Page	Illus Figure
1803 No parts authorized		
1804 Cable assemblies	2-41	19
1805 Camera mount yoke assembly	2-41	19
1806 No parts authorized		
19 KA-60C vertical photographic.....	2-46	20
1901 Still Picture Camera KA-60C.....	2-46	20
1902 No parts authorized		
1903 No parts authorized		
1904 No parts authorized		
20 Infrared	2-46	21
2001 Infrared Detecting Set AN/AAS-24	2-49	21
2002 No parts authorized		
2003 No parts authorized		
2004 Mechanism Installation	2-52	22
2005 Infrared receiver mount assembly	2-52	23
2006 No parts authorized		

Table of Contents (cont)

		Page	Illus Figure	
Group	21	Side looking airborne radar.....	2-55	24
		2101 Radar Surveillance Set AN/APS-94D.....	2-55	24
		2102 SLAR receiver-transmitter pallet assembly	2-59	24
		2103 No parts authorized		
		2104 SLAR antenna support fittings and fairings.....	2-59	25
		2105 No parts authorized		
	22	Data annotation	2-59	26
		2201 Airborne Data Annotation System AN/AYA-10.....	2-63	26
		2202 Barometric Altitude Transducer TR-253/AYA.....	2-63	26
		2203 Cable assemblies.....	2-63	26
	23	Aerial radiac	2-64	27
		2301 Aerial Radiac System ANADR-6.....	2-64	27
		2302 Pallet assembly	2-64	27
		2303 No parts authorized		
	24	Homing and warning	2-64	28
		2401 Homing and Warning Set AN/APR-25(V) and Warning Set AN/APR-26(V)	2-70	28
		2402 Countermeasures receiver mount assembly	2-73	28
		2403 No parts authorized		
	25	Fuse jamming	2-74	29
		2501 Countermeasures Set AN/ALQ-67.....	2-74	29
		2502 No parts authorized		
	26	Radar jamming	2-74	30
		2601 Countermeasures Set AN/ALQ-80.....	2-74	30
		2602 Cable assemblies.....	2-74	30
27	Power.....	2-74	31	
	2701 Voltage Controller Group OK-279/A	2-78	31	
	2702 Motor-generator (2500 VA) inverter No. 1 PU-545A	2-78	31	
	2703 Motor-generator (750 VA) inverter No. 2 PU-544/A	2-78	31	
	2704 Motor-generator (5000 VA) inverter No. 3 PU-750/A	2-78	31	
	2705 Battery BB-443()/U.....	2-78	31	
	2706 No parts authorized			
	2707 No parts authorized			
	2708 No parts authorized			
28	Propeller synchrophaser.....	2-78	32	
	2801 Aircraft Propeller Synchrophaser AN/AJA-5.....	2-78	32	
29	Ancillary.....	2-79	33	
	2901 VHF/UHF-AM Antenna AT-1108/ARC.....	2-82	33	
	2902 Bearing-Distance-Heading Indicator ID-663B/U.....	2-82	33	
	2903 Compass Transmitter DT-309()/AJN or Compass Transmitter DT-367/AJN.....	2-82	33	
	2904 Compensator Detector CN-1072/AJN.....	2-84	33	
	2905 No parts authorized			
	2906 No parts authorized			
	2907 No parts authorized			
	2908 No parts authorized			
	2909 No parts authorized			
	2910 No parts authorized			
	2911 No parts authorized			
	2912 NAV MODE control panel.....	2-84	33	
	2913 Blanking junction panel assembly	2-84	33	
	2914 No parts authorized			
	2915 No parts authorized			
	2916 No parts authorized			
	2917 IR and SLAR forward pallet assembly.....	2-84	34	
	2918 IR and SLAR aft left hand pallet assembly	2-87	35	
	2919 IR and SLAR aft right hand pallet assembly	2-87	36	
	2920 No parts authorized			
	2921 No parts authorized			
	2922 No parts authorized			
	2923 No parts authorized			
	2924 No parts authorized			
Section	III.	Special tools list (Not applicable)		
	IV.	National Stock Number and Part Number index	4-1	
		DA Form 2028-2 (TEST), sample.....		37

SECTION I
INTRODUCTION

1. Scope.

This manual lists repair parts; special tools; test, measurement, and diagnostic equipment (TDME); and other support equipment required for special operation and performance of organizational maintenance of the Signal Electronic Equipment Configuration for Army Model OV-1D Aircraft.

2. General.

This Repair Parts and Special Tools List is divided into the following sections:

a. Section II. Repair Parts List. A list of repair parts authorized for use in the performance of maintenance. The list also includes parts which must be removed for replacement of the authorized parts. Parts lists are composed of functional groups in ascending numerical sequence, with parts in each group listed in figure and item number sequence.

b. Section III. Special Tools List. Not applicable.

c. Section IV. National Stock Number and Part Number Index. A list, in ascending numerical sequence, of all National stock numbers appears in the listings, followed by a list, in alphameric sequence, of all part numbers appearing in the listing. National stock numbers and part numbers are cross-referenced to each illustration figure and item number appearance.

3. Explanation of Columns.

The following provides an explanation of columns found in the tabular listing:

a. Illustration. This column is divided as follows:

(1) Figure number. Indicates the figure number of the illustration in which the item is shown.

(2) Item number. The number used to identify each item called out in the illustration.

b. Source, Maintenance, and Recoverability Codes (SMR).

(1) Source code. Source codes are assigned to support items to indicate the manner of acquiring support items for maintenance, repair, or overhaul of end items. Source codes are entered in the first and second positions of the Uniform SMR Code format as follows:

<u>Code</u>	<u>Definition</u>
PA -	Item procured and stocked for anticipated or known usage.
PD -	Support item, excluding support equipment, procured for initial issue or outfitting and stocked only for subsequent or additional initial issues or outfittings. Not subject to automatic replenishment.
MF -	Item to be manufactured or fabricated at the direct support maintenance level.
MD -	Item to be manufactured or fabricated at the depot maintenance level.

<u>Code</u>	<u>Definition</u>
AO -	Item to be assembled at organizational level.
AF -	Item to be assembled at direct support maintenance level.
XD -	A support item that is not stocked. When required, item will be procured through normal supply channels.

Note

Cannibalization or salvage may be used as a source of supply for any items source coded above except those coded XA, XD, and aircraft support items as restricted by AR 700-42.

(2) Maintenance code. Maintenance codes are assigned to indicate the levels of maintenance authorized to USE and REPAIR support items. The maintenance codes are entered in the third and fourth positions of the Uniform SMR Code format as follows:

(a) The maintenance code entered in the third position will indicate the lowest maintenance level authorized to remove, replace, and use the support item. The maintenance code entered in the third position will indicate one of the following levels of maintenance.

<u>Code</u>	<u>Application/Explanation</u>
O -	Support item is removed, replaced, used at the organizational level.

(b) The maintenance code entered in the fourth position indicates whether the item is to be repaired and identifies the lowest maintenance level with the capability to perform complete repair (i.e., all authorized maintenance functions). This position will contain one of the following maintenance codes.

<u>Code</u>	<u>Application/Explanation</u>
F -	The lowest maintenance level capable of complete repair of the support item is the direct support level.
H -	The lowest maintenance level capable of complete repair of the support item is the general support level.
Z -	Nonreparable. No repair is authorized.

(3) Recoverability code. Recoverability codes are assigned to support items to indicate the disposition action on unserviceable items. The recoverability code is entered in the fifth position of the Uniform SMR Code format as follows:

<u>Recoverability Codes</u>	<u>Definition</u>
Z -	Non reparable item. When unserviceable, condemn and dispose at the level indicated in position 3.

Recoverability Codes	Definition
F -	Reparable item. When uneconomically reparable, condemn and dispose at the direct support level.
H -	Reparable item. When uneconomically reparable, condemn and dispose at the general support level.
D -	Reparable item. When beyond lower level repair capability, return to depot. Condemnation and disposal not authorized below depot level.

Code	Used On
9AC -	68-16990 through 68-16996, 69-16997 through 69-17026, 68-15932, 68-15939, and 68-15940
9AD -	67-18907

b. Action change codes indicated in the left-hand margin of the listing page denote the following:

- N - Indicates an added item
- C - Indicates a change in data
- R - Indicates a change in NSN only

c. National Stock Number. Indicates the National stock number assigned to the item and will be used for requisitioning purposes.

c. The following publications pertain to the Signal Electronic Equipment for the Army Model OV-1D Aircraft and its components.

d. Part Number. Indicates the primary number used by the manufacturer (individual, company, firm, corporation, or Government activity), which controls the design and characteristics of the item by means of its engineering drawings, specifications standards, and inspection requirements, to identify an item or range of items.

TM 11-1610-244-25 Aircraft Propeller Synchrophaser Group AN/AJA-5 (Including Speed Bias Servo Assembly Part No. 550512)

TM 11-5820-518-20P Radio Sets AN/ARC-51X and AN/ARC-51BX

TM 11-5821-248-20P Radio Set AN/ARC-102

TM 11-5821-259-20 Radio Sets AN/ARC-114 and AN/ARC-114A; Network, Impedance Matching Quadrature Hybrid CU-1796/ARC-114

TM 11-5821-259-24P Radio Sets AN/ARC-114 and AN/ARC-114A

TM 11-5821-260-20 Radio Set AN/ARC-115

TM 11-5821-260-24P Radio Set AN/ARC-115

TM 11-5821-262-20 Control, Communications System C-6533/ARC

TM 11-5821-262-20P Control, Communications System C-6533/ARC

TM 11-5826-218-12 Computer Set, Navigational AN/ASN-33 and Coupler, Indicator CU-865/ASN

TM 11-5826-218-20P Computer Set, Navigational AN/ASN-33 and Coupler, Indicator CU-865/ASN

TM 11-5826-224-25 Radio Receivers R-844/ARN-58 and R-844A/ARN-58

TM 11-5826-226-20 Receiving Sets, Radio AN/ARN-82 and AN/ARN-82A

TM 11-5826-227-20 Direction Finder Sets AN/ARN-89 and AN/ARN-89A

TM 11-5826-227-20P Direction Finder Set AN/ARN-89

TM 11-5826-243-20 Navigational Sets, TACAN AN/ARN-103(V)1 and AN/ARN-103(V)2

TM 11-5826-243-24P Navigational Sets, TACAN AN/ARN-103(V)1 and AN/ARN-103(V)2

Note

When a stock numbered item is requisitioned, the repair part received may have a different part number than the part being replaced.

e. Federal Supply Code for Manufacturer (FSCM). The FSCM is a 5-digit numeric code listed in SB 708-42 which is used to identify the manufacturer, distributor, or Government agency, etc.

f. Description. Indicates the Federal item name and, if required, a minimum description to identify the item. When the part to be used differs between serial numbers of the same model, the effective serial numbers are shown as the last line of the description.

g. Unit of Measure (U/M). Indicates the standard of the basic quantity of the listed item as used in performing the actual maintenance function. This measure is expressed by a two-character alphabetical abbreviation (e.g., ea, in, pr, etc.). When the unit of measure differs from the unit of issue, the lowest unit of issue that will satisfy the required units of measure will be requisitioned.

h. Quantity Incorporated in Unit. Indicates the quantity of the item used in the breakout shown on the illustration figure, which is prepared for a functional group, subfunctional group, or an assembly.

4. Special Information.

a. Usable on codes are shown in the description column. Uncoded items are applicable to all models. Identification of the usable on codes used in this publication are:

Code	Used On
9AA -	68-16990 through 68-16996, and 69-16997 through 69-17026
9AB -	67-18907, 68-15932, 68-15939, and 68-15940

TM 11-5826-245-20P	Navigation Set, Inertial AN/ASN-86
TM 11-5850-241-12	Detecting Set, Infrared AN/AAS-24
TM 11-5895-490-20	Receiver-Transmitters Radio RT-859/APX-72 and RT-859A/APX-72 and Mountings MT-3809/APX-72 and MT-3948/APX-72
TM 11-5895-490-20P	Receiver-Transmitter, Radio RT-859/APX-72 and Mountings MT-3809/APX-72 and MT-3948/APX-72
TM 11-6125-224-25	Motor Generator PU-572/A
TM 11-6125-224-25P	Motor Generator PU-572/A
TM 11-6125-225-25	Motor Generator PU-573/A
TM 11-6125-225-25P	Motor Generator PU-573/A
TM 11-6125-239-15	Motor Generator PU-544A/A
TM 11-6125-240-20-1	Motor Generator PU-544A/A
TM 11-6125-239-25P	Motor Generator PU-544A/A
TM 11-6125-240-15	Motor-Generator PU-545/A
TM 11-6615-204-12	3-Axis Automatic Flight Control System AN/ASW-12(V)2
TM 11-6615-204-P	3-Axis Automatic Flight Control System AN/ASW-12(V)2
TM 11-6615-245-20	Attitude-Heading Reference Set AN/ASN-76
TM 11-6720-236-12	Camera, Still Picture KA-76A and Lens Cones, Camera, Aerial Reconnaissance LA-370A, LA-371A, and LA-372A
TM 11-6720-242-12	Camera, Still Picture KA-60C
TM 11-6720-250-12	Photographic, Surveillance System, Airborne KS-113A

d. A leader line which terminates at an alphabetical character instead of an item number indicates that a more detailed illustration is shown elsewhere on the illustration. This view may show an area or a subassembly and may also be rotated for a more advantageous viewing angle. This view is contained within a box labeled with the same alphabetical character placed in the lower left hand corner. When a detail contains an illustration of a subassembly the next-higher-assembly relationship is indicated by an item number placed in the corner of the leader referencing the user to a detail. This indicates all item numbers within the detail box are part of the assembly item number.

5. How to Locate Repair Parts.

a. When National stock number or part number is unknown:

(1) First. Using the table of contents, determine the functional group or subgroup within which the repair part belongs. This is necessary since the illustrations are prepared for functional groups and subgroups, and listings are divided into the same groups.

(2) Second. Find the illustration covering the functional group or subgroup to which the repair part belongs.

(3) Third. Identify the repair part on the illustration and note the figure and item number of the repair part.

(4) Fourth. Using the Repair Parts Listing, find the figure and item number noted on the illustration.

b. When National stock number or part number is known:

(1) First. Using the Index of National Stock Numbers and Part Numbers find the pertinent National stock number or part number. This index is in ascending NSN sequence followed by a list of part numbers in ascending alphanumeric sequence, cross-referenced to the illustration figure number and item number.

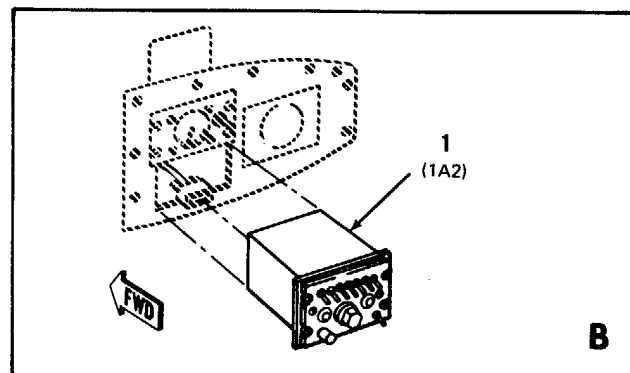
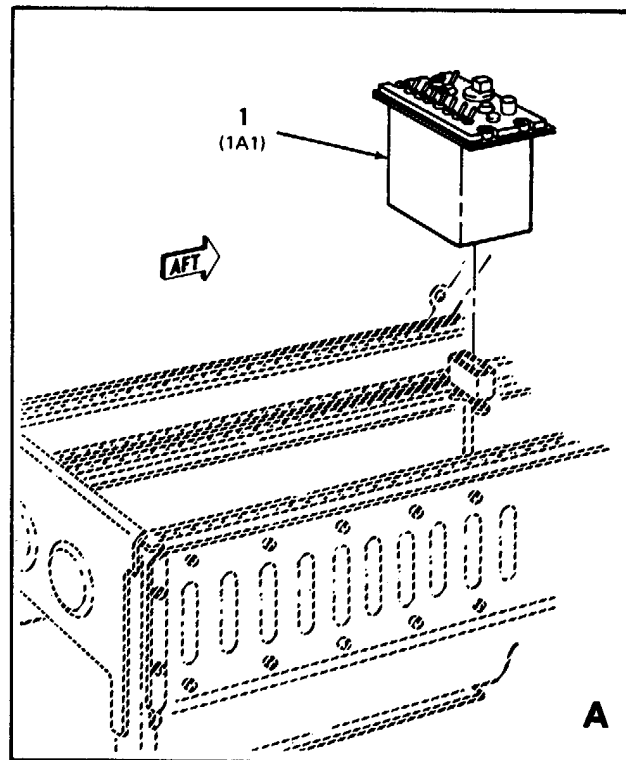
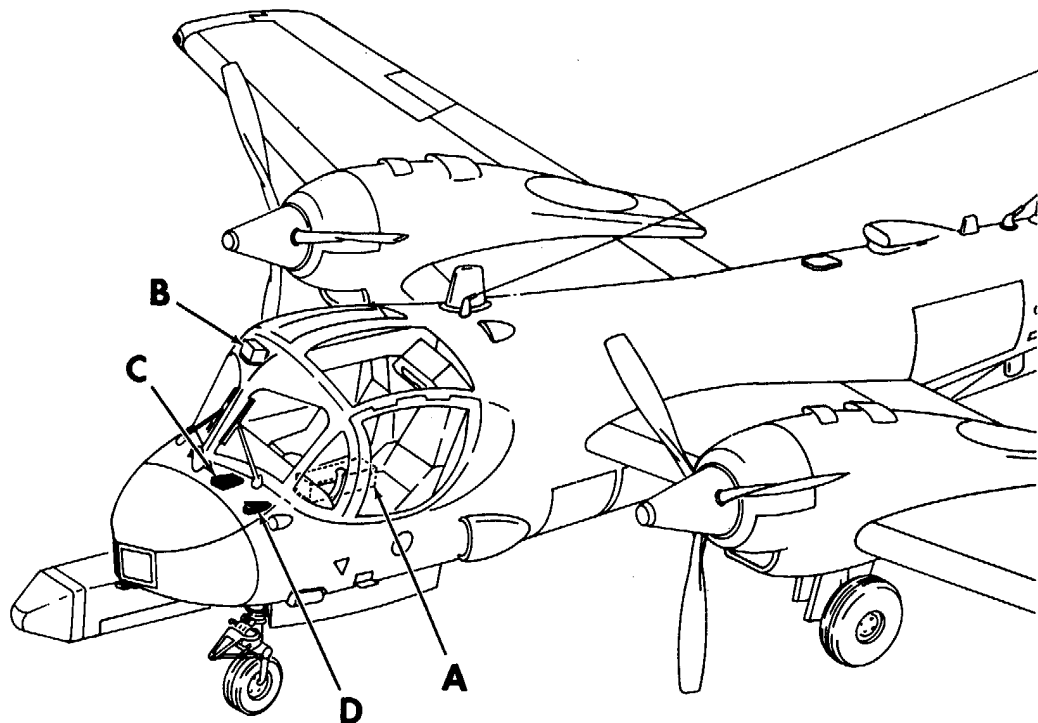
(2) Second. After finding the figure and item number, locate the figure and item number in the Repair Parts List.

6. Abbreviations. Not applicable.

SECTION II REPAIR PARTS LIST

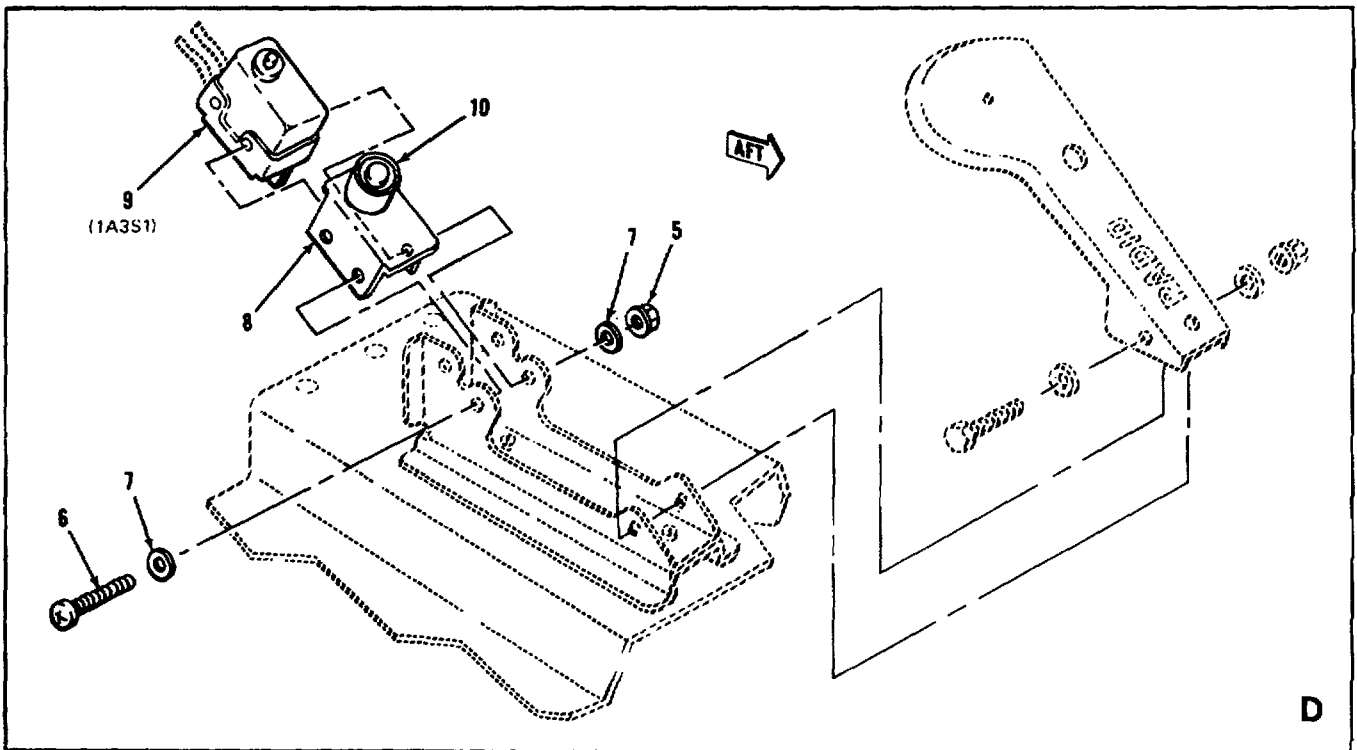
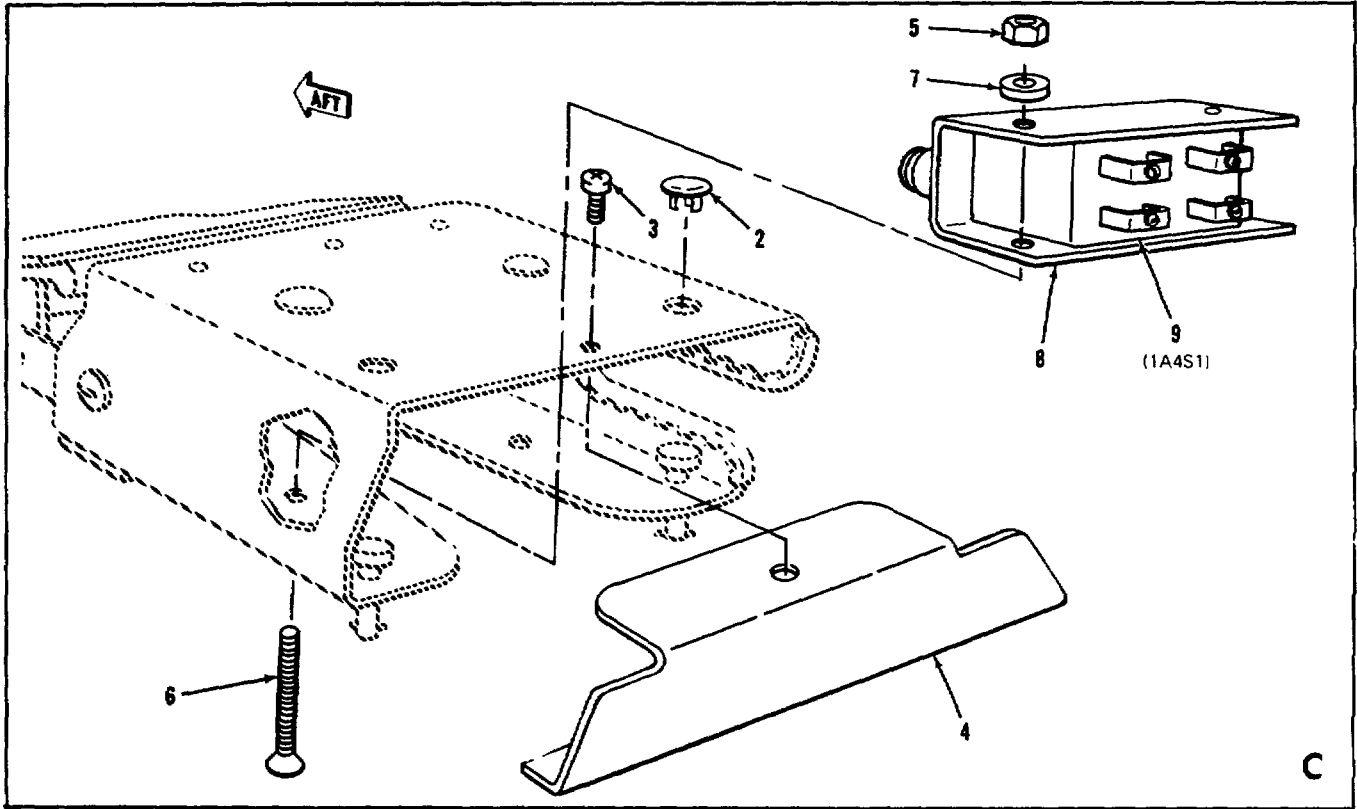
TM 11-1510-204-20P-2

(1) ILLUSTRATION		(2)	(3)	(4)	(5)	(6)	(7)	(8)
(a) FIG NO.	(b) ITEM NO.	SMR CODE	NATIONAL STOCK NUMBER	PART NUMBER	FSCM	DESCRIPTION Usable On Code	U/M	QTY INC IN UNIT
						GROUP: 01 INTERCOMMUNICATIONS		
						GROUP: 0101 COMMUNICATION SYSTEM CONTROL C-6533/ARC		
1	1	PDOHD	5821-00-895-4175	C-6533/ARC	80058	RADIO SET CONTROL: (REFER TO TM 11-5821-262-20)	EA	1
						GROUP: 0103 ICS FOOT SWITCH		
1	2	XDOZZ		GP11D1	26512	PLUG:	EA	2
1	3	PAOZZ	5305-00-944-5929	MS27039-1-07	96906	SCREW, MACHINE:	EA	1
1	4	MDOZZ		134F80039-9	26512	ANGLE ASSEMBLY:	EA	1
1	5	PAOZZ	5310-00-807-1477	MS21042L6	96906	NUT, SELF-LOCKING:	EA	2
1	6	XDOZZ		MS24693-32	96906	SCREW, MACHINE:	EA	2
1	7	PAOZZ	5310-00-184-8988	AN960D6L	88044	WASHER, FLAT:	EA	6
1	8	PAOZZ	5930-00-243-2382	AN3166-1	88044	ACTUATOR, LIMIT SWITCH:	EA	2
1	9	PAOZZ	5930-00-504-6094	MS25008-1	96906	SWITCH, SENSITIVE:	EA	2
						GROUP: 0104 RADIO FOOT SWITCH		
1	10	XDOZZ		89R1148-1	26512	COLLAR:	EA	1
1	11	XDOZZ	5310-00-807-1472	MS21042L06	96906	NUT, SELF-LOCKING	EA	2
1	12	XDOZZ		AN515-6R20	88044	SCREW, MACHINE:	EA	2
						GROUP: 02 AM UHF COMMAND		
2	1	XDOZZ		AN503-8-8	88044	SCREW, MACHINE:	EA	4
2	2	XDOZZ		AN515-8-8	88044	SCREW, MACHINE:	EA	4
2	3	PAOZZ	5310-00-184-8987	AN960D8L	88044	WASHER, FLAT:	EA	4
						GROUP: 0201 RADIO SET AN/ARC-51BX		
2	4	PDOHD	5821-00-082-3928	C-6287/ARC-51BX	80058	CONTROL UNIT:	EA	1
2	5	PDOHD	5821-00-082-3927	RT-742/ARC-51BX	80058	RADIO RECEIVER-TRANSMITTER	EA	1
2	6	PDOHD		ID-1003/ARC	80058	INDICATOR:	EA	1
2	7	PDOHD	5821-00-082-3701	HD-615/ARC-51BX	80058	ELECTRONIC EQUIPMENT AIR COOLER:	EA	1
2	8	PDOHD	5821-00-082-5789	MT-2653/ARC	80058	MOUNTING:	EA	1



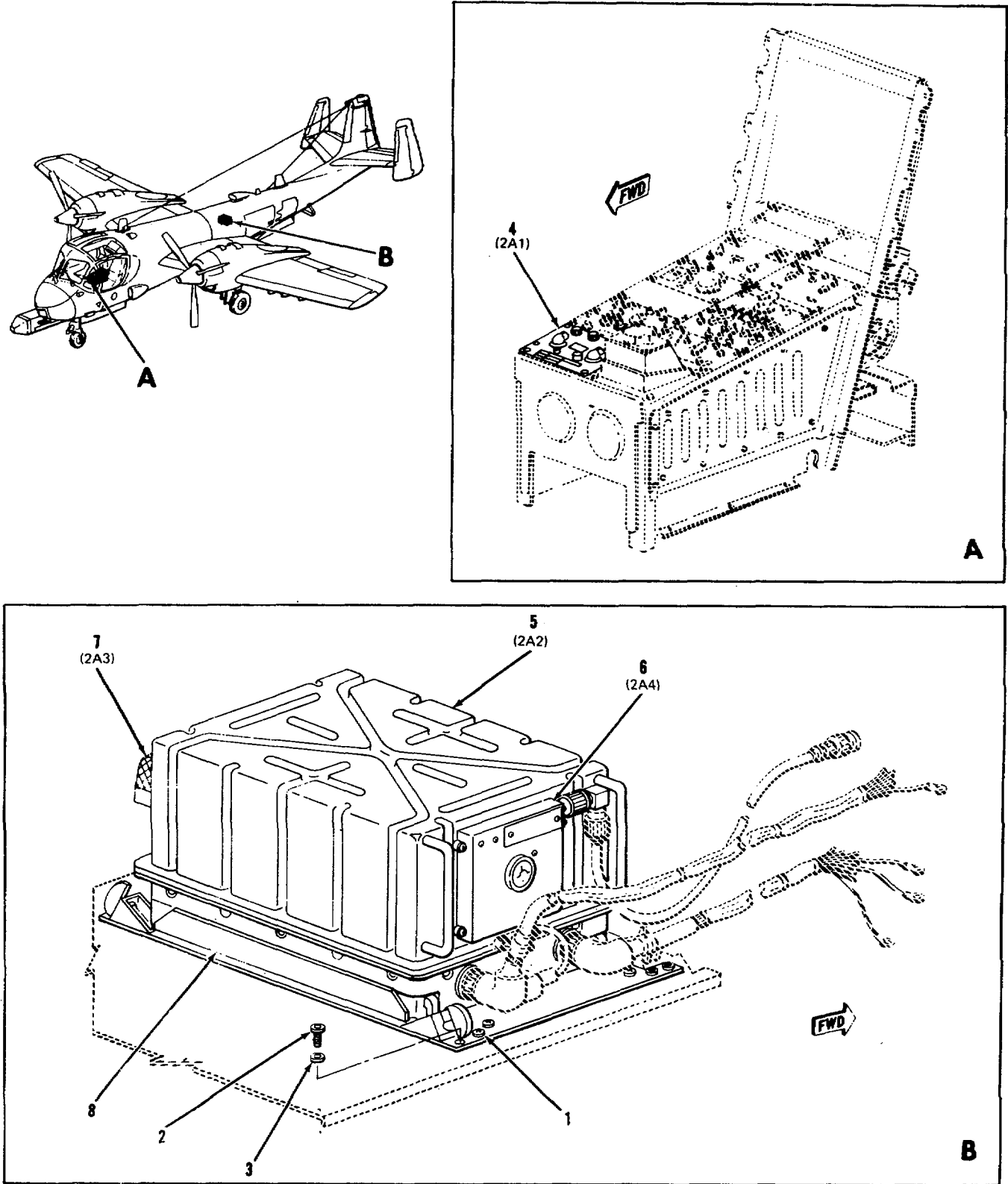
EL1510-204-20P-2-R1-1 ①

Figure 1. Group 01 Intercommunications (Sheet 1 of 2)



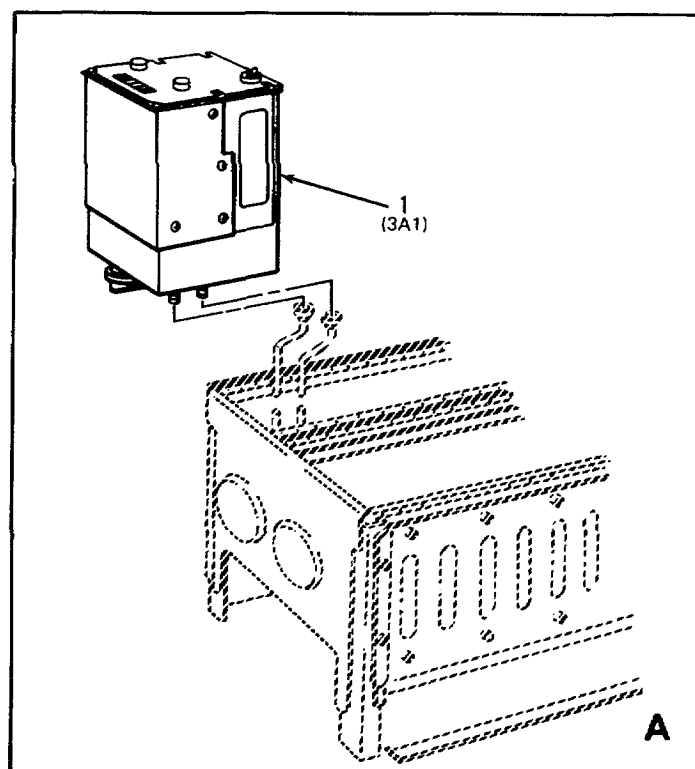

EL1510-204 20P 2-R1-1 (2)

Figure 1. Group 01 Intercommunications (Sheet 2 of 2)



EL1510-204-20P-2-R1-24

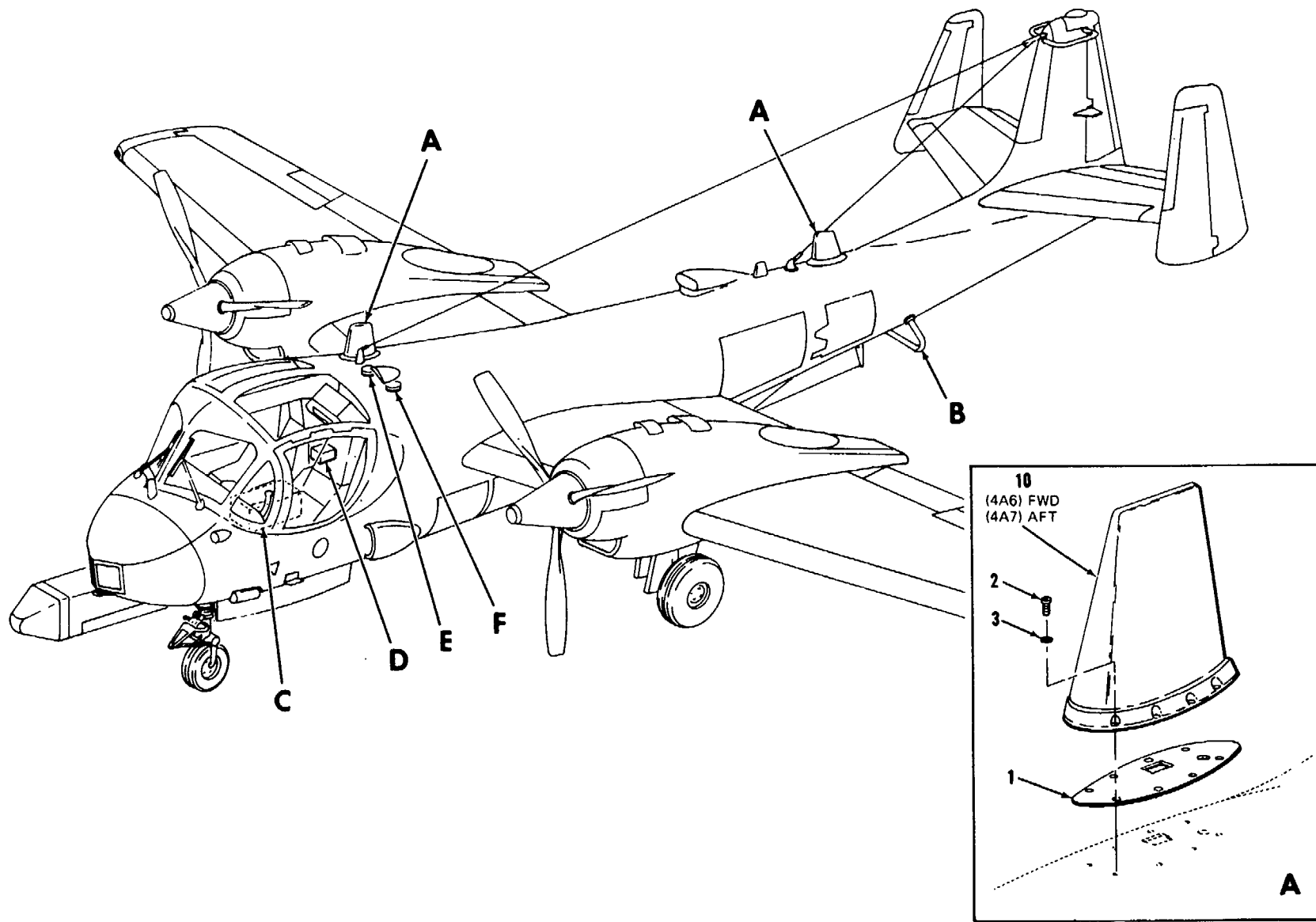
Figure 2. Group 02 AM UHF Command



EL1510-204-20P-2-R1-2

Figure 3. Group 03 AM VHF Command

(1) ILLUSTRATION		(2)	(3)	(4)	(5)	(6)	(7)	(8)
(a) FIG NO.	(b) ITEM NO.	SMR CODE	NATIONAL STOCK NUMBER	PART NUMBER	FSCM	DESCRIPTION Usable On Code	U/M	QTY INC IN UNIT
3	1	PDOHD	5821-00-935-5072	AN/ARC-115	80058	GROUP: 03 AM VHF COMMAND GROUP: 0301 RADIO SET AN/ARC-115 RADIO SET: (REFER TO TM 11-5821-260-20)	EA	1
4	1	PAOZZ		134SCAV247-11	26512	GASKET, ANTENNA:	EA	1
4	2	PAOZZ	5305-00-993-1851	MS35207-267	96906	SCREW, MACHINE:	EA	8
4	3	PAOZZ	5310-00-167-0752	AN960D10L	88044	WASHER, FLAT:	EA	8
4	4	PAOZZ	5310-00-807-1473	MS21042L08	96906	NUT, SELF-LOCKING:	EA	16
						GROUP: 04 FM VHF COMMAND		



EL1510-204 20P-2-R1-25 ①

Figure 4. Group 04 FM VHF Command (Sheet 1 of 2)

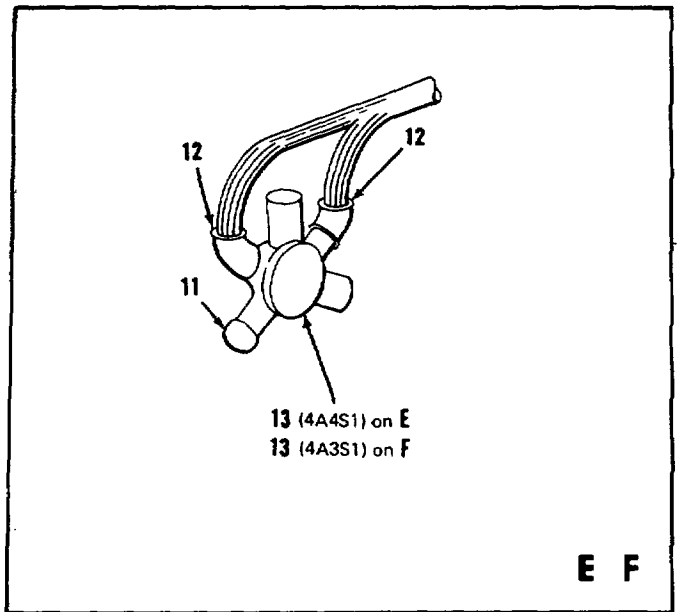
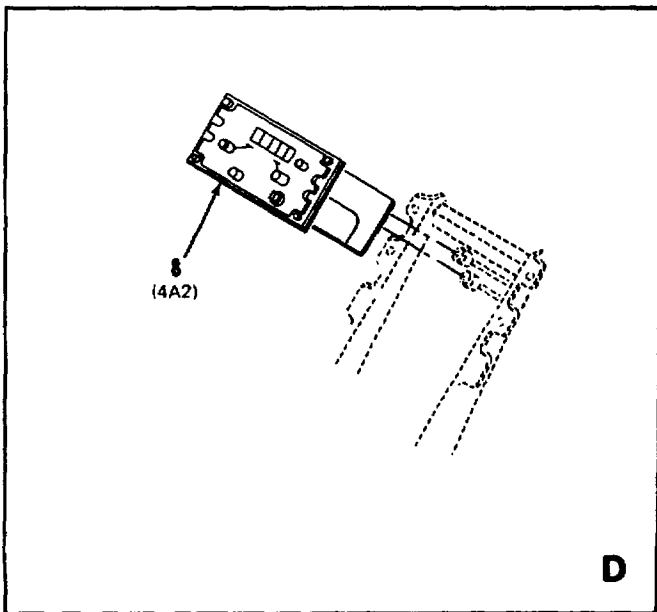
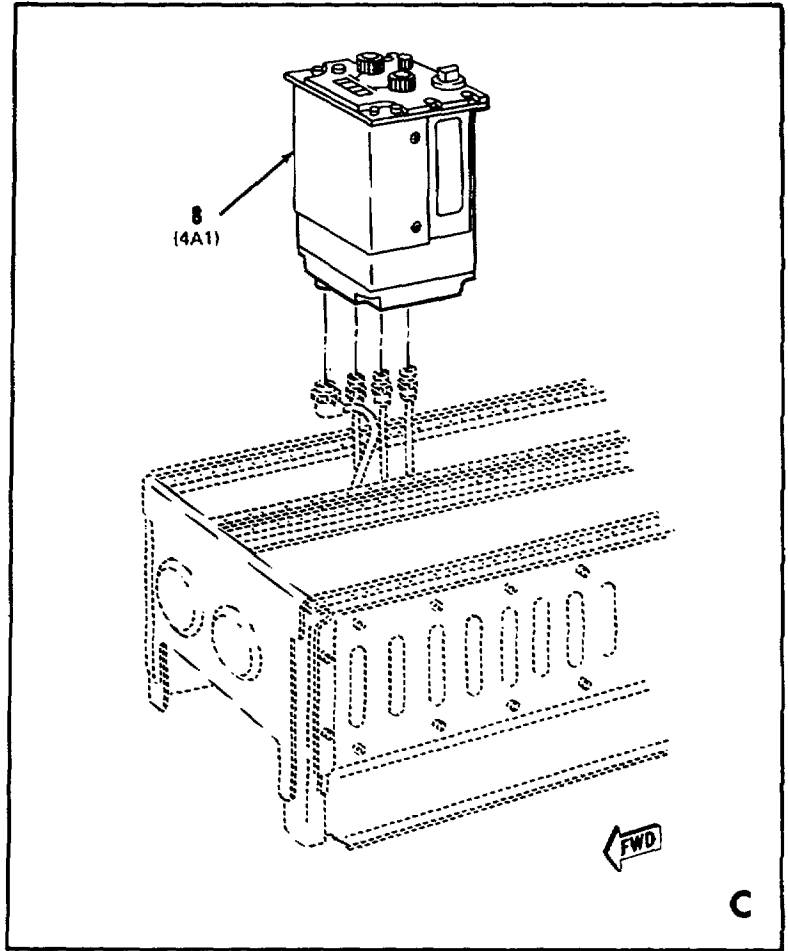
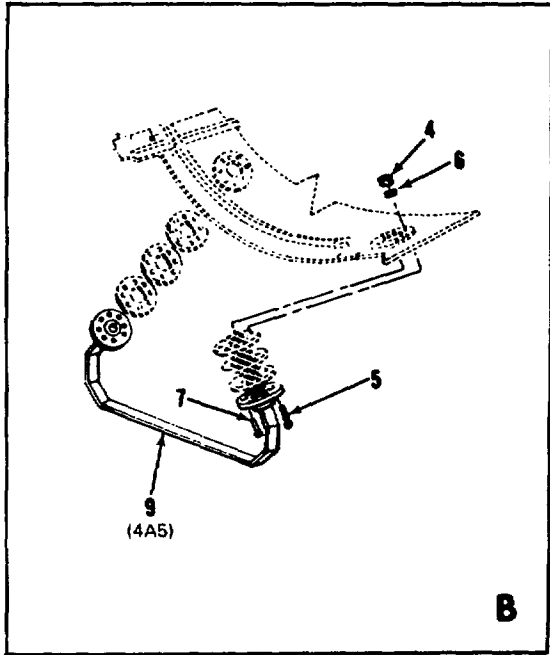
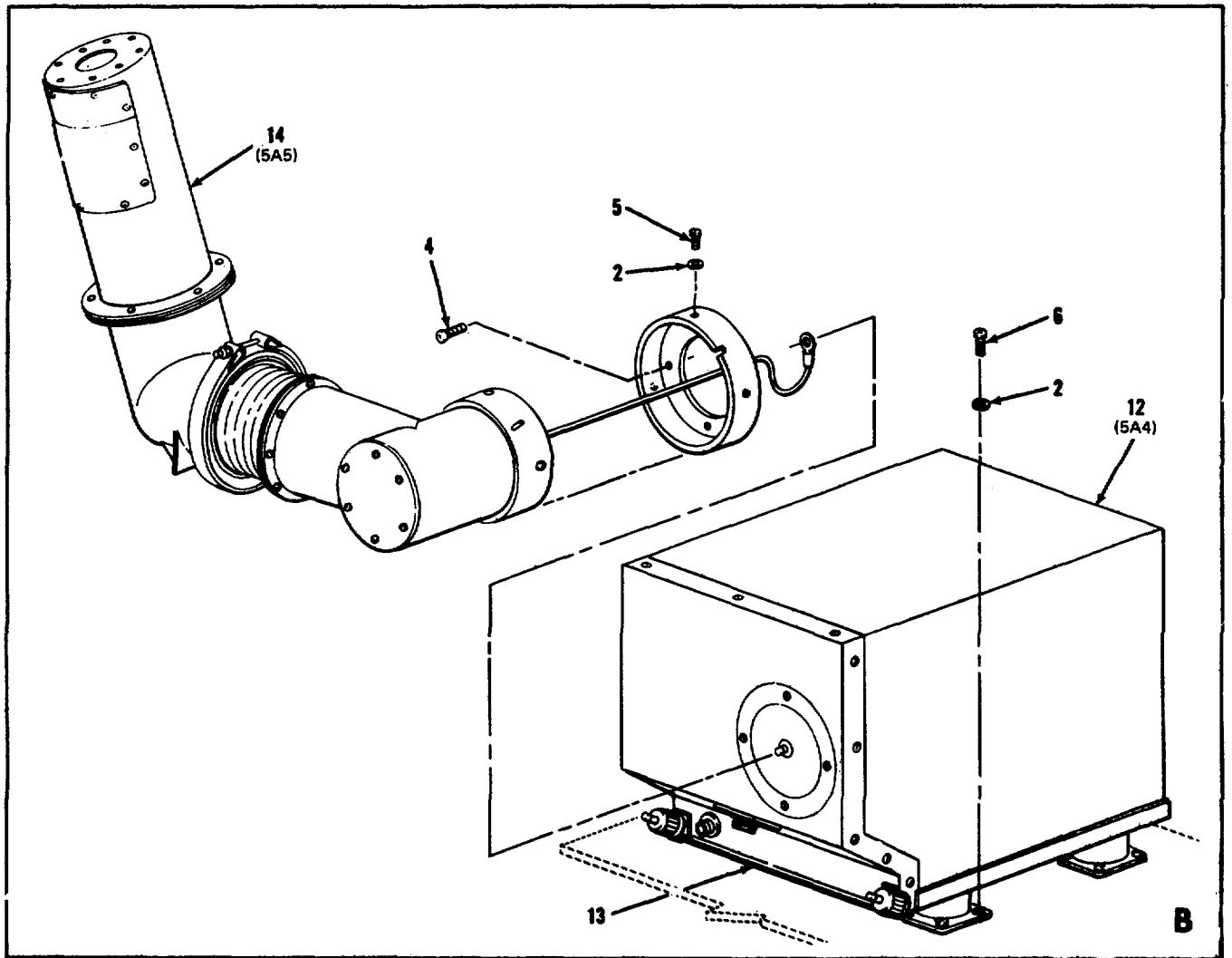
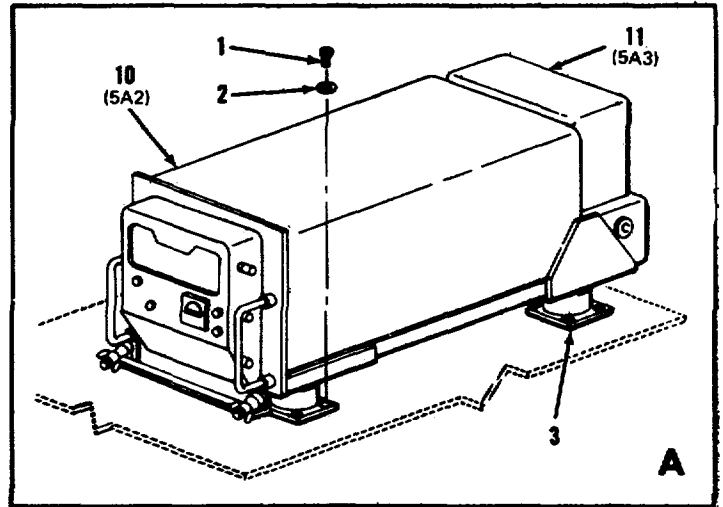
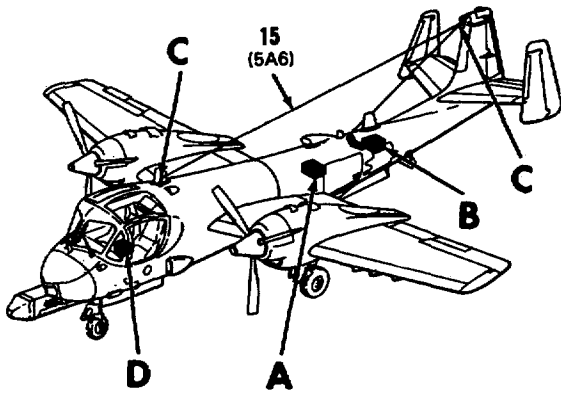


Figure 4. Group 04 FM VHF Command (Sheet 2 of 2)

SECTION II REPAIR PARTS LIST

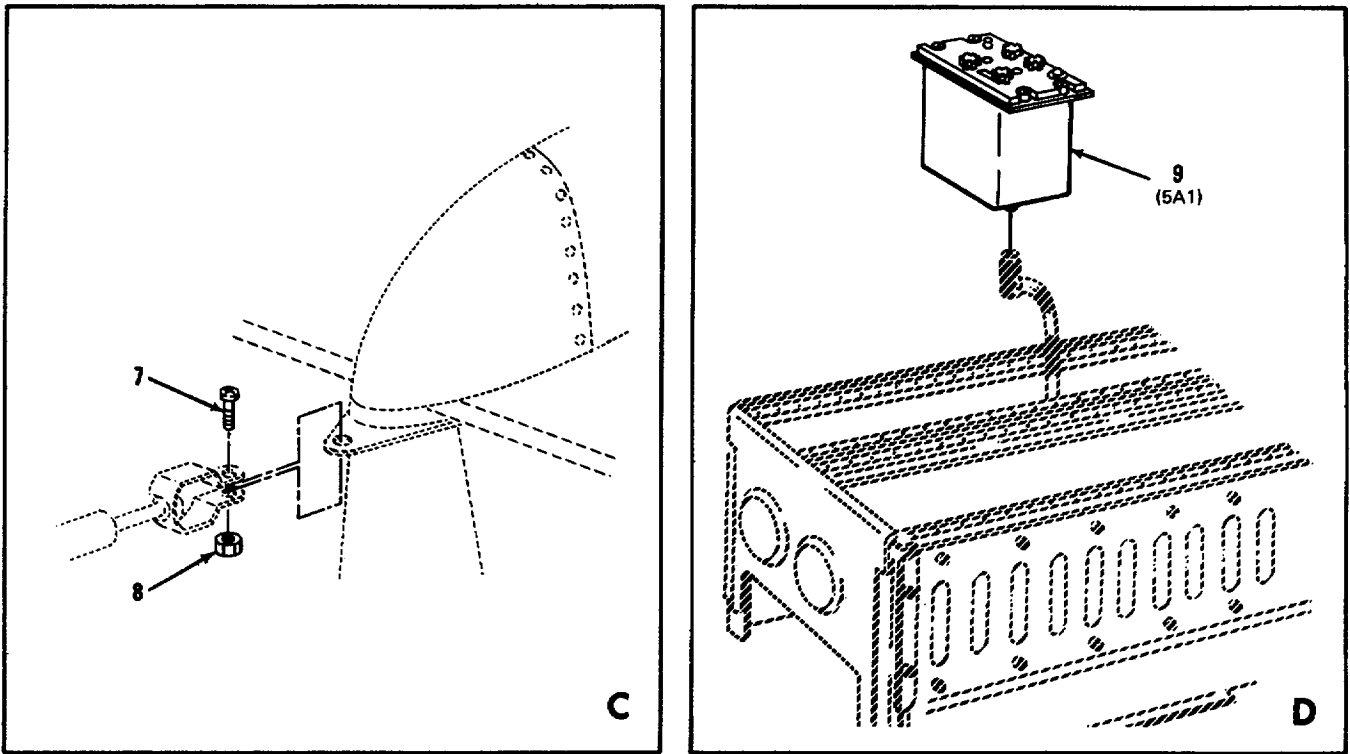
TM 11-1510-204-20P-2

(1) ILLUSTRATION		(2)	(3)	(4)	(5)	(6)	(7)	(8)
(a) FIG NO.	(b) ITEM NO.	SMR CODE	NATIONAL STOCK NUMBER	PART NUMBER	FSCM	DESCRIPTION Usable On Code	U/M	QTY INC IN UNIT
4	5	PAOZZ	5305-00-725-0125	AN509-8R24	88044	SCREW, MACHINE:	EA	16
4	6	PAOZZ	5310-00-167-0739	AN960D8	88044	WASHER, FLAT:	EA	16
4	7	XDOZZ		MS20426AD3	96906	RIVET, SOLID:	EA	8
						GROUP: 0401 RADIO SET AN/ARC-114		
4	8	PDOHD	5821-00-935-6071	AN/ARC-114	80058	RADIO SET: (REFER TO TM 11-5821-259-20)	EA	2
						GROUP: 0402 TOWEL BAR HOMING ANTENNA AS-2042/ARC		
4	9	PAOZZ		AS-2042/ARC	80058	ANTENNA, TOWEL BAR HOMING:	EA	1
						GROUP: 0403 VHF/FM BLADE ANTENNA		
4	10	PAOZZ	5985-00-413-4414	AS-2285/ARC	26512	ANTENNA ASSEMBLY:	EA	1
						GROUP: 0404 ANTENNA SELECTOR SWITCH		
4	11	XDOZZ		2096-12-1	95712	TERMINATION, SHORTING CAP:	EA	2
4	12	PAOZZ	5975-00-553-7151	MS25171-25	96906	NIPPLE, ELECTRICAL TERMINATION:	EA	4
4	13	PAOZZ	5985-00-818-6965	13350	82152	SWITCH, COAXIAL:	EA	2
						GROUP: 05 HF RADIO		
5	1	PAOZZ	5305-00-995-3440	MS35207-270	96906	SCREW, MACHINE:	EA	16
5	2	PAOZZ	5310-00-167-0752	AN960D10L	88044	WASHER, FLAT:	EA	40
5	3	XDOZZ		134FP60000-17	26512	SPACER, SLEEVE:	EA	4
5	4	XDOZZ		MS35207-232	96906	SCREW, MACHINE:	EA	4
5	5	PAOZZ	5305-00-989-6265	MS35207-262	96906	SCREW, MACHINE:	EA	4
5	6	PAOZZ	5305-00-989-7434	MS35207-263	96906	SCREW, MACHINE:	EA	16
5	7	PAOZZ	5305-00-925-9679	MS27039C1-08	96906	SCREW, MACHINE:	EA	2
5	8	PAOZZ	5310-00-807-1474	MS21042L3	96906	NUT, SELF-LOCKING:	EA	11
						GROUP: 0501 RADIO SET AN/ARC-102		
5	9	PDOHD	5821-00-019-8405	C-3940/ARC-94	80058	RADIO SET CONTROL: (REFER TO TM 11-5821-248-20P)	EA	1
5	10	PDOHD	5821-00-604-3307	RT-698/ARC-102	80058	RADIO RECEIVER-TRANSMITTER: (REFER TO TM 11-5821-248-20P)	EA	1
5	11	PDOHD	5821-00-050-8168	PP-3702/ARC-102	80058	MOUNTING POWER INVERTER: (REFER TO TM 11-5821-248-20P)	EA	1



EL1510-204-20P-2-R1-3 (1)

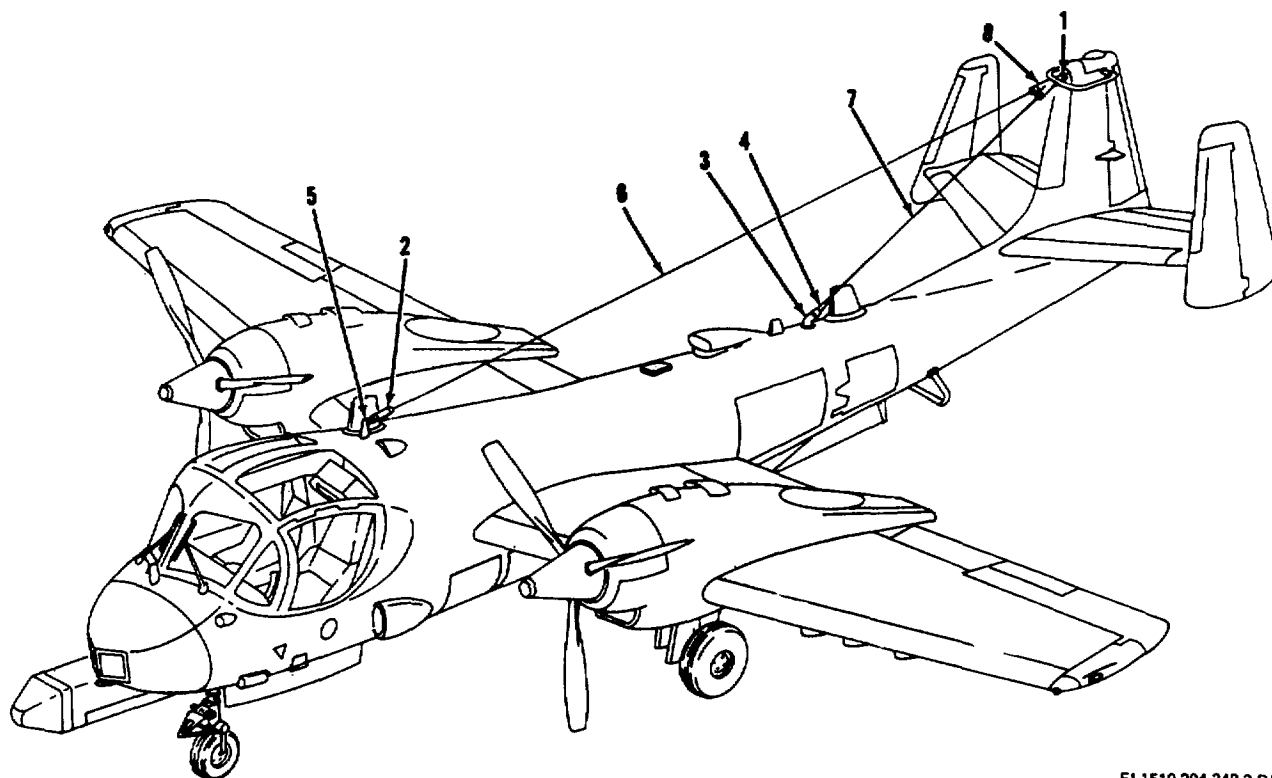
Figure 5. Group 05 HF Radio (Sheet 1 of 2)



EL1510-204-20P-2-R1-3 (2)

Figure 5. Group 05 Radio (Sheet 2 of 2)

(1) ILLUSTRATION		(2) SMR CODE	(3) NATIONAL STOCK NUMBER	(4) PART NUMBER	(5) FSCM	(6) DESCRIPTION Usable On Code	(7) U/M	(8) QTY INC IN UNIT
(a) FIG NO.	(b) ITEM NO.							
5	12	PDOHD	5985-00-167-7898	CU-1658A	80058	GROUP: 0502 ANTENNA COUPLER CU-1658/A ANTENNA COUPLER: (REFER TO TM 11-5821-248-20P)	EA	1
5	13	PDOHD		MT-3772/A	80058	MOUNT: GROUP: 0504 SHIELD ASSEMBLY	EA	1
5	14	AOOFF		134AV81714-3	26512	SHIELD ASSEMBLY:	EA	1
5	15	AOOFF		134AV45511-5	26512	ANTENNA ASSEMBLY, WIRE: (REFER TO FIGURE 6 FOR BREAKDOWN)	EA	1



EL1510-204-34P-2-R1-12

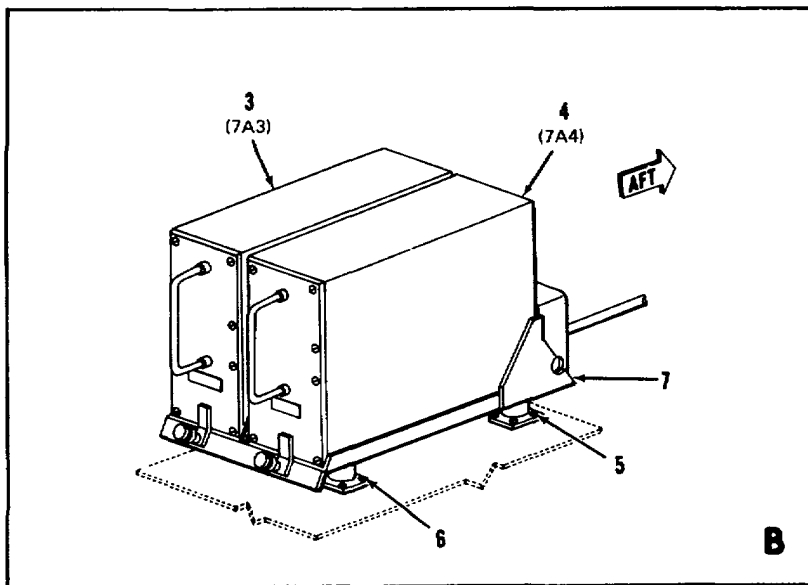
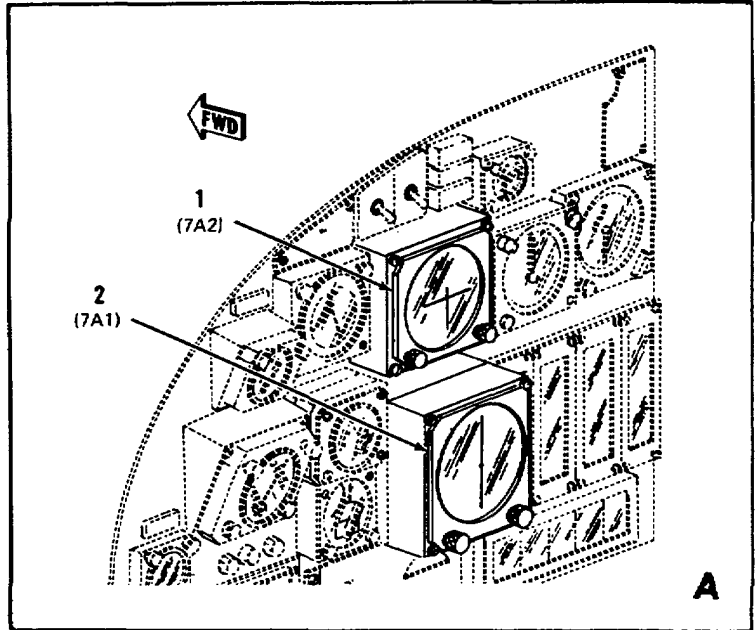
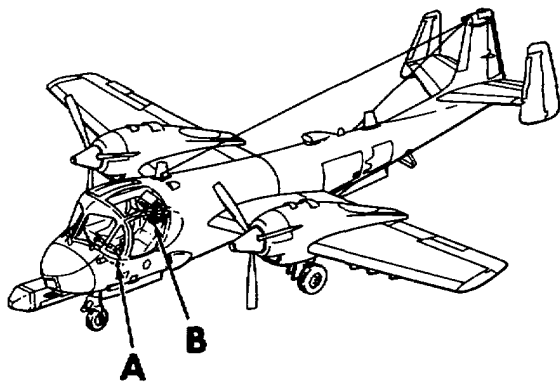
Figure 6. Group 0505 Wire Antenna Assembly

(1) ILLUSTRATION		(2) SMR CODE	(3) NATIONAL STOCK NUMBER	(4) PART NUMBER	(5) FSCM	(6) DESCRIPTION Usable On Code	(7) U/M	(8) QTY INC IN UNIT
(a) FIG NO.	(b) ITEM NO.							
						GROUP: 0505 WIRE ANTENNA ASSEMBLY		
6	1	PAOZZ	5985-00-998-1563	MS25058-1	96906	TAKEUP, TENSION, ANTENNA:	EA	1
6	2	PAOZZ	5970-00-532-3316	MS25052-1B	96906	INSULATOR, ANTENNA:	EA	1
6	3	PAOZZ	5985-00-524-6789	MS25055-1B	96906	ELBOW, ANTENNA:	EA	1
6	4	PAOZZ	5985-00-504-7200	MS25056-1B	96906	SLEEVE, ANTENNA SUPPORT:	EA	1
6	5	PAOZZ	6145-00-933-5695	134AV5511-15	26512	ANTENNA, WIRE:	EA	1
6	6	PAOZZ	6145-00-933-5876	134AV45511-13	26512	ANTENNA, WIRE:	EA	1
6	7	PAOZZ		134AV45511-17	26512	ANTENNA, WIRE:	EA	1
6	8	PAOZZ	5975-00-933-8335	14057REV-E	83044	VEE-SPLICE, ANTENNA:	EA	1

SECTION II REPAIR PARTS LIST

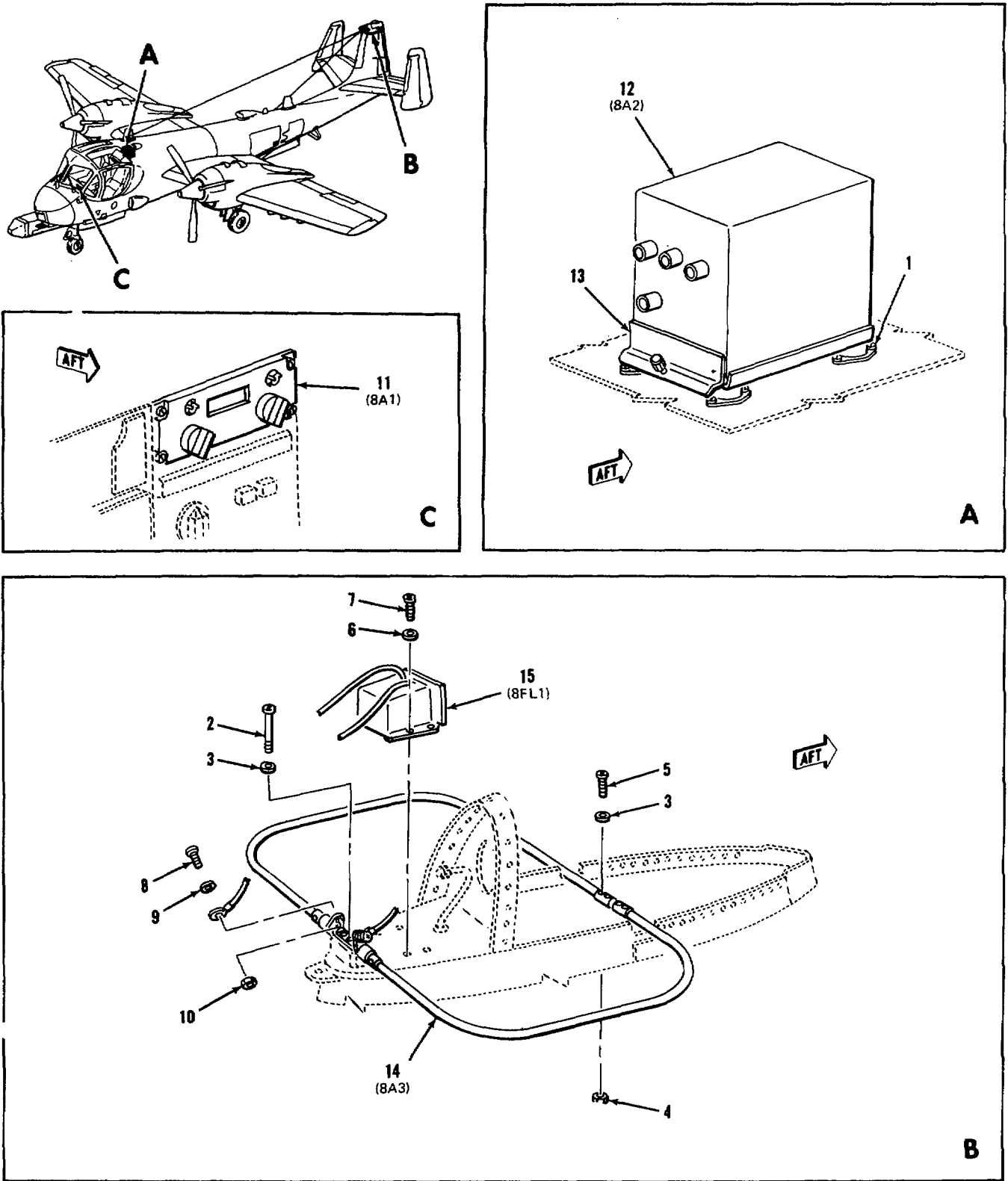
TM 11-1510-204-20P-2

(1) ILLUSTRATION		(2)	(3)	(4)	(5)	(6)	(7)	(8)
(a) FIG NO.	(b) ITEM NO.	SMR CODE	NATIONAL STOCK NUMBER	PART NUMBER	FSCM	DESCRIPTION Usable On Code	U/M	QTY INC IN UNIT
						GROUP: 07 NAVIGATIONAL DISPLAY		
						GROUP: 0701 COMPUTER SET AN/ASN-33		
7	1	PDOHD	5826-00-445-8311	ID-882/ASN	80058	ATTITUDE NAVIGATION INDICATOR: (REFER TO TM 11-5826-218-20P)	EA	1
7	2	PDOHD	5826-00-446-1408	ID-833/ASN-33	80058	COURSE INDICATOR: (REFER TO TM 11-5826-218-20P)	EA	1
7	3	PDOHD	5826-00-446-1407	CP-583/ASN	80058	NAVIGATIONAL COMPUTER: (REFER TO TM 11-5826-218-20P)	EA	1
7	4	PDOHD	5826-00-486-8067	AM-2853/ASN	80058	AMPLIFIER ASSEMBLY: (REFER TO TM 11-5826-218-20P)	EA	1
						GROUP: 0702 CABLE ASSEMBLIES		
7	5	PAOZZ	5305-00-925-9674	MS27039-1-10	96906	SCREW, MACHINE:	EA	12
7	6	PAOZZ	5305-00-781-9507	MS27039-1-08	96906	SCREW, MACHINE:	EA	4
7	7	PDOHD	5826-00-445-8310	MT-2416/ASN	80058	MOUNT: (REFER TO TM 11-5826-218-20P)	EA	1
						GROUP: 08 VOR		
8	1	XDOZZ		MS35208-230	96906	SCREW, MACHINE:	EA	8
8	2	XDOZZ		AN525-832-28	88044	SCREW, WASHER HEAD:	EA	2
8	3	PAOZZ	5310-00-167-0739	AN960D8	88044	WASHER, FLAT:	EA	4
8	4	XDOZZ		MS21042L8	96906	NUT, SELF-LOCKING:	EA	2
8	5	XDOZZ		AN525-832-20	88044	SCREW, WASHER HEAD:	EA	2
8	6	PAOZZ	5305-00-984-6191	MS35206-243	96906	SCREW, MACHINE:	EA	4
8	7	PAOZZ	5310-00-184-8987	AN960D8L	88044	WASHER, FLAT:	EA	4
8	8	PAOZZ	5305-00-984-4988	MS35206-228	96906	SCREW, MACHINE:	EA	2
8	9	PAOZZ	5310-00-184-8988	AN960D6L	88044	WASHER, FLAT:	EA	2
8	10	XDOZZ	5310-00-807-1472	MS21042L06	96906	NUT, SELF-LOCKING:	EA	2
						GROUP: 0801 RADIO RECEIVING SET AN/ARN-82		
8	11	PDOHD	5826-00-920-7107	C-6873/ARN-82	80058	RADIO SET CONTROL: (REFER TO TM 11-5826-226-20)	EA	1
8	12	PDOHD	5826-00-985-9196	R-1388/ARN-82	80058	RADIO RECEIVER: (REFER TO TM 11-5826-226-20)	EA	1
8	13	PDOHD	5826-00-920-7108	MT-3600/ARN-82	80058	MOUNTING: (REFER TO TM 11-5826-226-20)	EA	1



EL1510-204-20P-2-R1-5

Figure 7. Group 07 Navigational Display



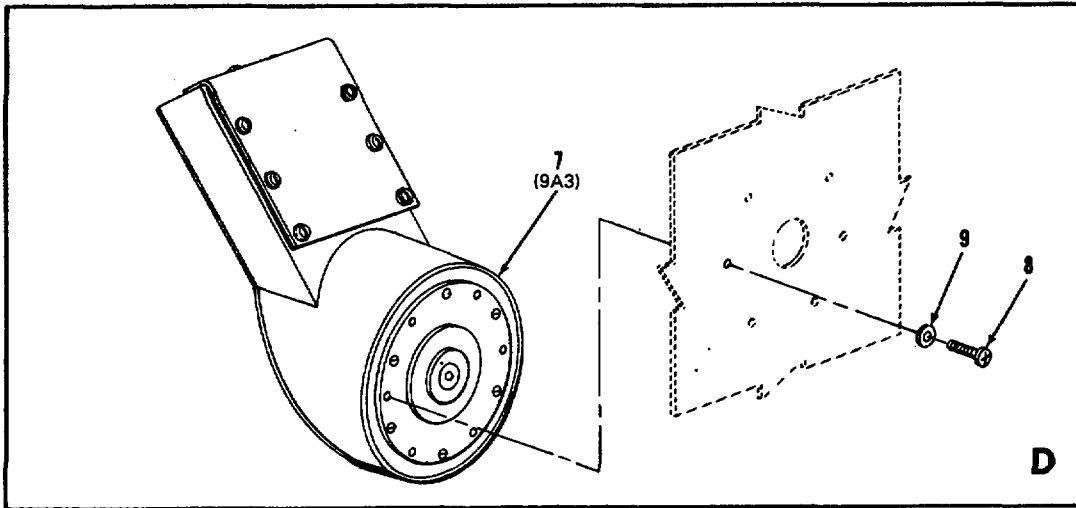
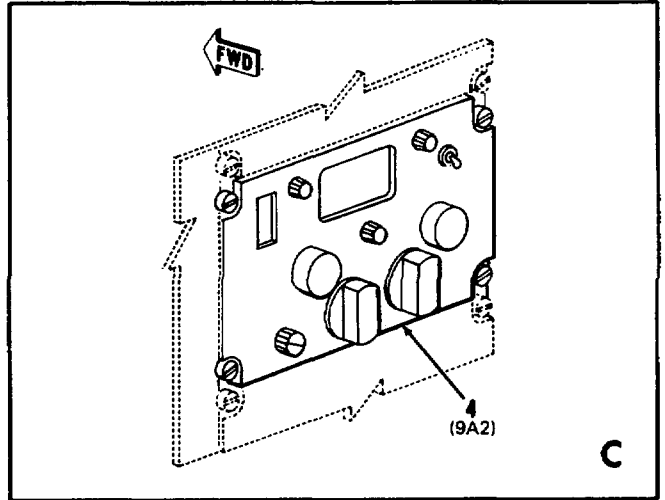
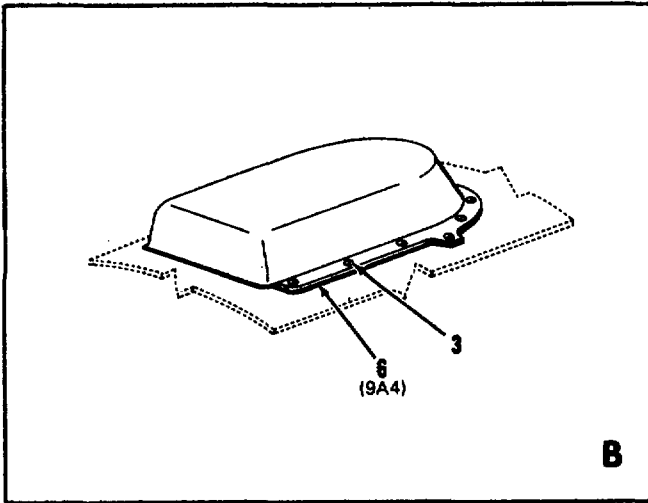
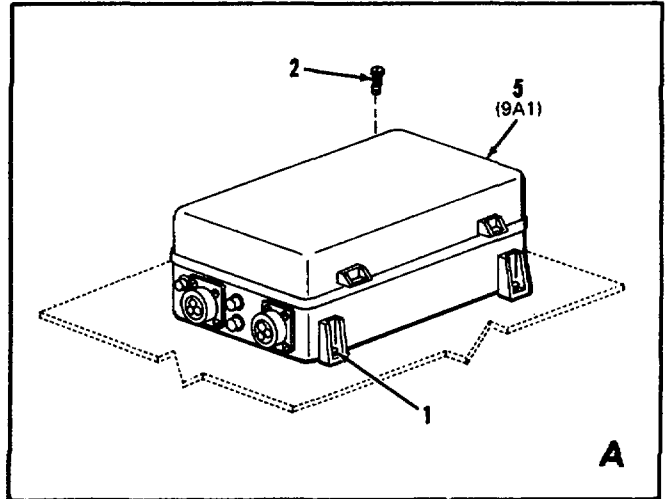
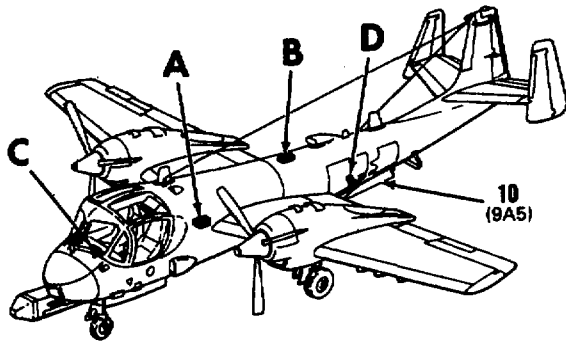
EL1510-204-20P 2-R1-6

Figure 8. Group 08 VOR

SECTION II REPAIR PARTS LIST

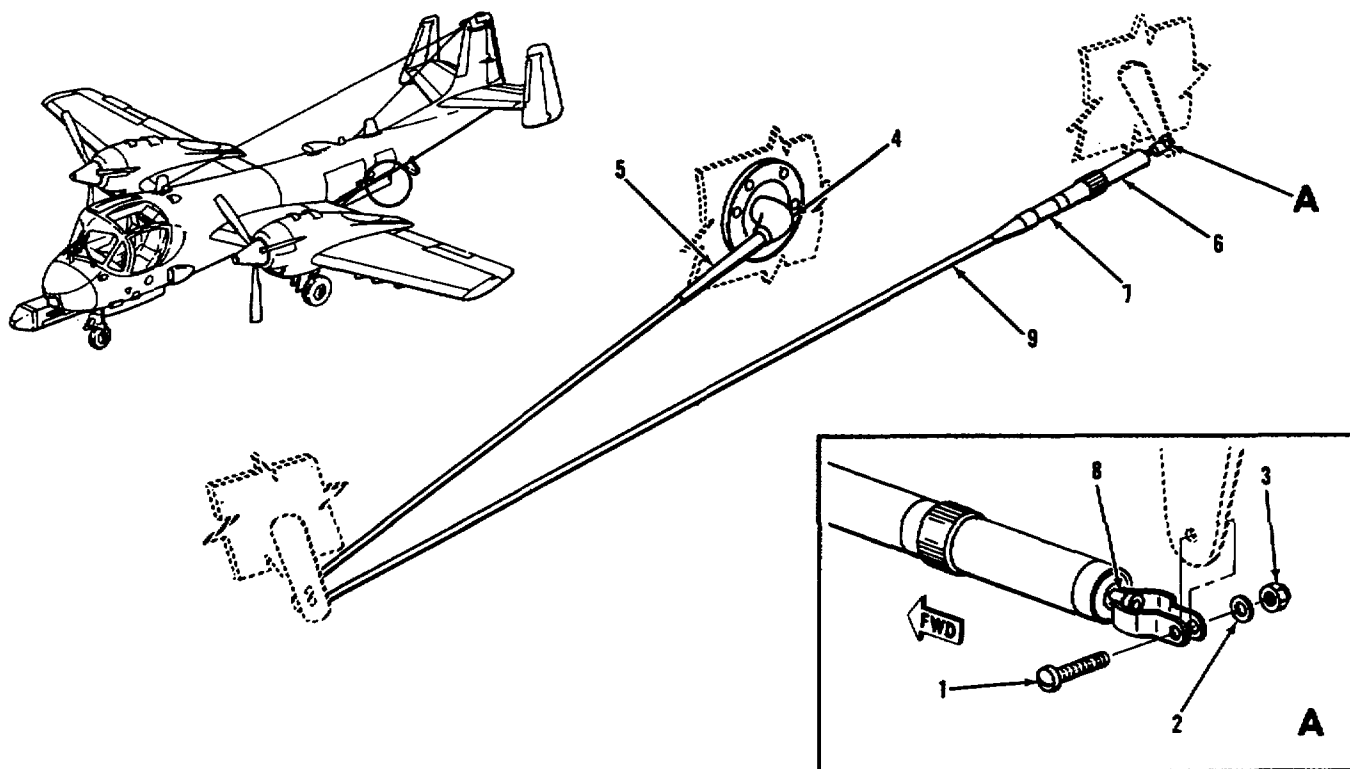
TM 11-1510-204-20P-2

(1) ILLUSTRATION		(2)	(3)	(4)	(5)	(6)	(7)	(8)
(a) FIG NO.	(b) ITEM NO.	SMR CODE	NATIONAL STOCK NUMBER	PART NUMBER	FSCM	DESCRIPTION Usable On Code	U/M	QTY INC IN UNIT
8	14	PAOHH		134CS30103-3	26512	GROUP: 0802 VHF NAVIGATIONAL ANTENNA ANTENNA ASSEMBLY, VHF NAVIGATIONAL:	EA	1
8	15	PAOZZ	5826-00-014-0346	134AV35014-1	26512	GROUP: 0803 VOR ANTENNA BOX ASSEMBLY BOX ASSEMBLY, VOR ANTENNA:	EA	1
9	1	PAOZZ	5305-00-989-7435	MS35207-264	96906	GROUP: 09 AUTOMATIC DIRECTION FINDER SCREW, MACHINE:	EA	2
9	2	PAOZZ	5305-00-993-1851	MS35207-267	96906	SCREW, MACHINE:	EA	2
9	3	PAOZZ	5305-00-989-7434	MS35207-263	96906	SCREW, MACHINE:	EA	8
9	4	PDOHD	5821-00-883-1622	C-7392/ARN-89	80058	GROUP: 0901 DIRECTION FINDER SET AN/ARN-89 RADIO SET CONTROL: (REFER TO TM 11-5826-227-20)	EA	1
9	5	PDOHD	5826-00-790-6426	R-1496/ARN-89	80058	RADIO RECEIVER: (REFER TO TM 11-5826-227-20)	EA	1
9	6	PAOFF	5326-00-790-6427	AS-2108/ARN-89	80058	LOOP ANTENNA: (REFER TO TM 11-5826-227-20)	EA	1
9	7	AFOFF		134AV81618-1	26512	GROUP: 0903 ARN-89 ANTENNA SHIELD ASSEMBLY SHIELD ASSEMBLY, ARN-89 ANTENNA:	EA	1
N	9	PAOZZ	5305-00-925-9679	MS27039C1-08	96906	SCREW, MACHINE:	EA	6
N	9	PAOZZ	5310-00-167-0752	AN960D10L	88044	WASHER, FLAT:	EA	6
N	9	AOOOZ		134AV25518-1	26512	ANTENNA ASSEMBLY, ARN-89 SENSE WIRE: (REFER TO FIGURE 10 FOR BREAKDOWN)	EA	1



EL 1510-204-20P-2-R1-7

Figure 9. Group 09 Automatic Direction Finder



EL1510-204-34P.2-R1-17

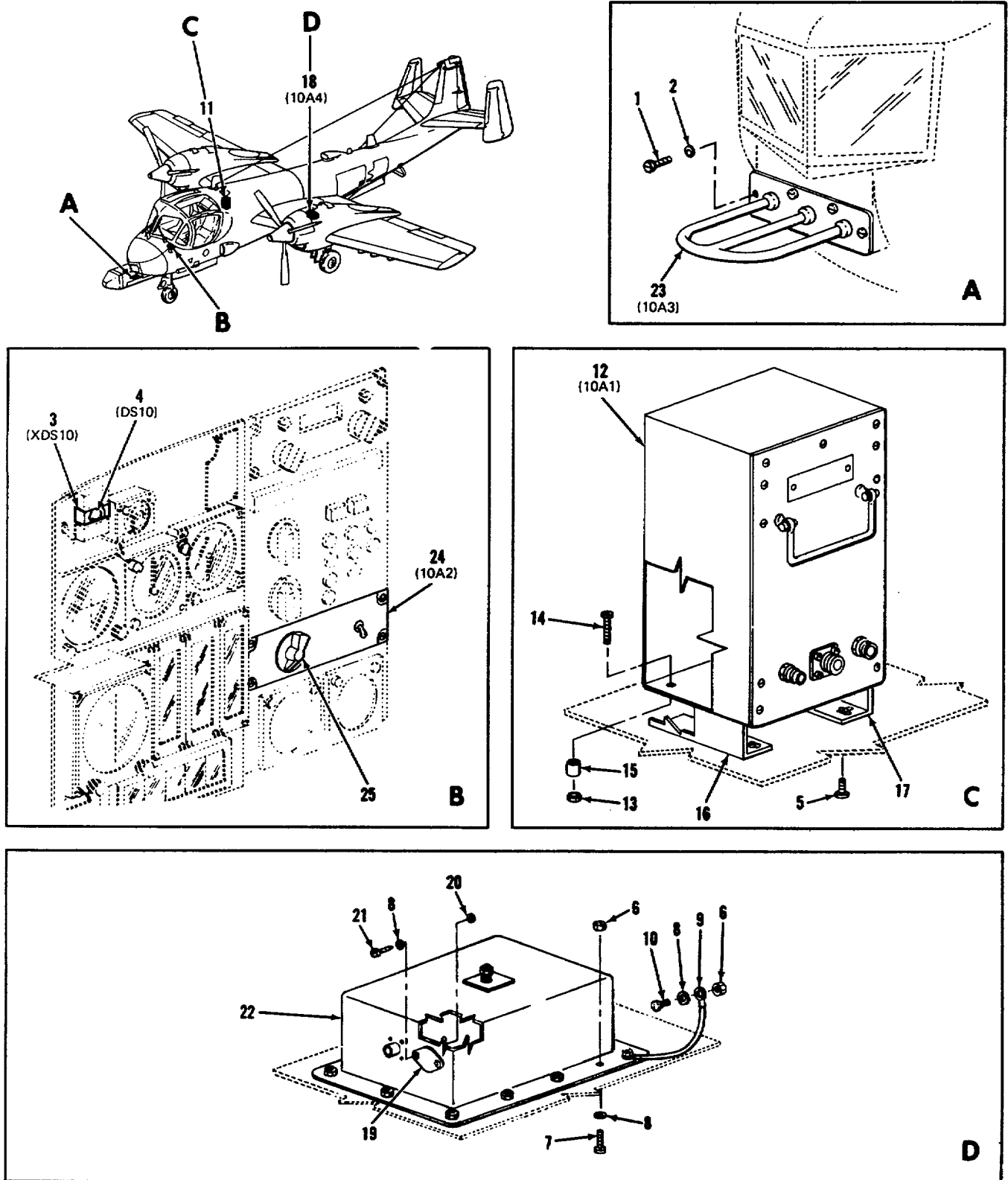
Figure 10. Group 0904 Wire Antenna

(1) ILLUSTRATION		(2) SMR CODE	(3) NATIONAL STOCK NUMBER	(4) PART NUMBER	(5) FSCM	(6) DESCRIPTION Usable On Code	(7) U/M	(8) QTY INC IN UNIT
(a) FIG NO.	(b) ITEM NO.							
N	10	1	PAOZZ 5305-00-925-9679	MS27039C1-08	96906	SCREW, MACHINE:	EA	1
N	10	2	PAOZZ 5310-00-167-0752	AN960D10L	88044	WASHER, FLAT:	EA	1
N	10	3	PAOZZ 5310-00-807-1474	MS21042L3	96906	NUT, SELF-LOCKING:	EA	1
N	10	4	PAOZZ 5975-00-050-0220	C14355	80344	ADAPTER, ELECTRICAL ELBOW:	EA	1
N	10	5	PAOZZ 5985-00-504-7200	MS25056-1A	96906	SLEEVE, ANTENNA SUPPORT:	EA	1
N	10	6	PAOZZ 5985-00-998-1563	MS25058-1	96906	TAKEUP, TENSION, ANTENNA:	EA	1
C	10	7	PAOZZ 5970-00-532-3316	MS25052-1B	96906	ANTENNA INSULATOR	EA	1
N	10	8	XDOZZ	134AV25518-13	26512	ANTENNA WIRE:	EA	1
N	10	9	XDOZZ	134AV25518-11	26512	ANTENNA WIRE:	EA	1

SECTION II REPAIR PARTS LIST

TM 11-1510-204-20P-2

(1) ILLUSTRATION		(2)	(3)	(4)	(5)	(6)	(7)	(8)
(a) FIG NO.	(b) ITEM NO.	SMR CODE	NATIONAL STOCK NUMBER	PART NUMBER	FSCM	DESCRIPTION Usable On Code	U/M	QTY INC IN UNIT
						GROUP: 10 GLIDE SLOPE AND MARKER BEACON		
11	1	XDOZZ		MS24694S7	96906	SCREW, MACHINE:	EA	6
11	2	XDOZZ		MS35790-9	96906	WASHER, FLAT:	EA	6
11	3	PAOZZ		042-526-3243-002	81590	LIGHT ASSEMBLY, MARKER BEACON:	EA	1
11	4	PAOZZ	6240-00-155-8714	MS25231-313	96906	LAMP, INCANDESCENT:	EA	1
11	5	XDOZZ		134F80027-1	26512	BOLT, MACHINE:	EA	4
11	6	PAOZZ	5310-00-807-1472	MS21042L06	96906	NUT, SELF-LOCKING:	EA	16
11	7	XDOZZ		MS24693S30	96906	SCREW, MACHINE:	EA	12
11	8	PAOZZ	5310-00-184-8988	AN960D6L	88044	WASHER, FLAT:	EA	18
11	9	PAOZZ	6150-00-655-1447	MS25083-2AB4	96906	JUMPER ASSEMBLY:	EA	4
11	10	PAOZZ	5305-00-984-6193	MS35206-245	96906	SCREW, MACHINE:	EA	4
						GROUP: 1001 RADIO RECEIVER R-844()/ARN-58		
11	11	AFOFF		134AV81716-1	26512	RECEIVER AND MOUNT ASSEMBLY:	EA	1
11	12	PDOHD	5826-00-705-2060	R-844/ARN-58	80058	RADIO RECEIVER:	EA	1
11	13	PAOZZ	5310-00-807-1473	MS1042L08	96906	NUT, SELF-LOCKING:	EA	4
11	14	PAOZZ	5305-00-984-6195	MS35206-247	96906	SCREW, MACHINE:	EA	4
11	15	PAOZZ	5340-00-687-2093	NAS43DD3-16	80205	SPACER:	EA	4
11	16	AFOFF		134F80308-1	26512	ANGLE ASSEMBLY:	EA	1
11	17	AFOFF		134F80308-2	26512	ANGLE ASSEMBLY:	EA	1
						GROUP: 1002 MARKER BEACON ANTENNA		
11	18	PAOZZ	5826-00-284-8314	134AV25508-1	26512	ANTENNA, MARKER BEACON:	EA	1
11	19	PAOZZ	5985-00-937-3593	89R1350-1	26512	SEAL, ANTENNA:	EA	1
11	20	PAOZZ	5310-00-893-2864	GN10W632	26512	NUT, HEXAGON:	EA	2
11	21	PAOZZ	5305-00-889-3000	AN515-6R8	88044	SCREW, MACHINE:	EA	2
11	22	XAOZZ		134AV25508-11	26512	ANTENNA:	EA	1
						Group: 1003 ARN-58 GLIDE SLOPE ANTENNA 37P-4		
11	23	PAOZZ	5985-00-589-2475	37P4	80058	GLIDE SLOPE ANTENNA:	EA	1



EL1510-204-20P-2-R1-8

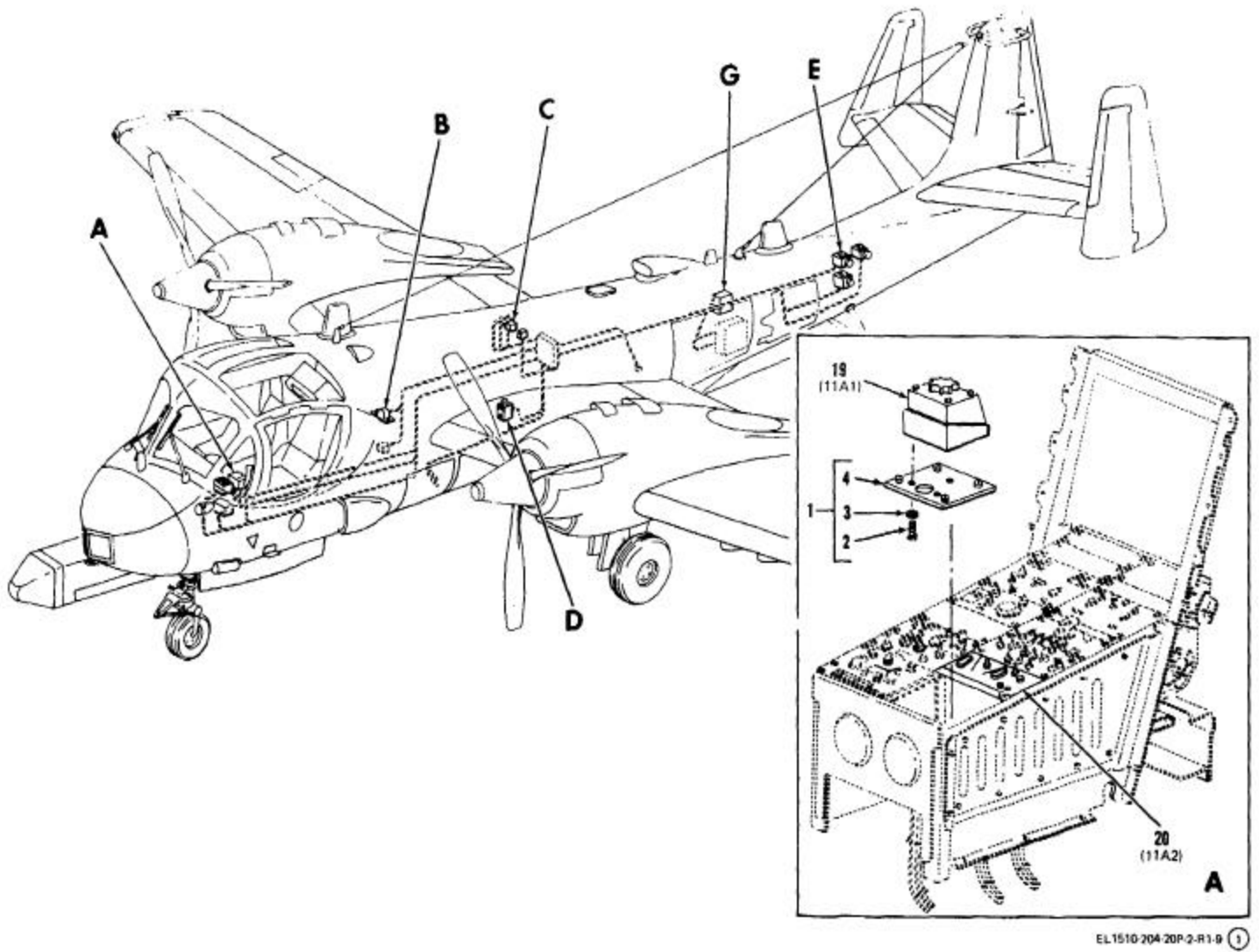
Figure 11. Group 10 Glide Slope and Marker Beacon

SECTION II REPAIR PARTS LIST

TM 11-1510-204-20P-2

(1) ILLUSTRATION		(2) SMR CODE	(3) NATIONAL STOCK NUMBER	(4) PART NUMBER	(5) FSCM	(6) DESCRIPTION Usable On Code	(7) U/M	(8) QTY INC IN UNIT
(a) FIG NO.	(b) ITEM NO.							
						GROUP: 1005 MARKER BEACON/GLIDE SLOPE PANEL ASSEMBLY		
11	24	PAOFD	6615-00-138-4066	134AV75065-3	26512	PANEL ASSEMBLY, MARKER BEACON GLIDE SLOPE:	EA	1
11	25	PAOZZ	5355-00-579-2896	MS25165-1	96906	KNOB, POINTER:	EA	1
						GROUP 11 AUTOPILOT		
12	1	AOOFF		134AV35511-1	26512	PLATE ASSEMBLY, CONTROLLER MOUNTING:	EA	1
12	2	PAOZZ	5305-00-984-6193	MS35206-245	96906	SCREW, MACHINE:	EA	3
12	3	PAOZZ	5310-00-167-0877	AN936A8	88044	WASHER, LOCK:	EA	3
12	4	MFOFF		134AV35511-11	26512	PLATE, MOUNTING:	EA	1
12	5	PAOZZ	5305-00-925-9674	MS27039-1-10	96906	SCREW, MACHINE:	EA	2
12	6	PAOZZ	5305-00-914-9000	MS27039-1-18	96906	SCREW, MACHINE:	EA	1
12	7	PAOZZ	5310-00-167-0752	AN960D10L	88044	WASHER, FLAT:	EA	13
12	8	PAOZZ	5305-00-082-6780	MS27039-1-12	96906	SCREW, MACHINE:	EA	3
12	9	PAOZZ	5305-00-984-6192	MS35206-244	96906	SCREW, MACHINE:	EA	1
12	10	PAOZZ	5310-00-184-8987	AN960D8L	88044	WASHER, FLAT:	EA	5
12	11	PAOZZ	5310-00-167-0752	MS35207-262	96906	SCREW, MACHINE:	EA	2
12	12	PAOZZ	5306-00-812-2305	NAS1303-8H	80205	BOLT, SHEAR:	EA	3
12	13	PAOZZ	5310-00-167-1723	AN960D10	88044	WASHER, FLAT:	EA	7
12	14	XDOZZ		MS21040L3	96906	NUT, SELF-LOCKING:	EA	7
12	15	XDOZZ		MA1303-13H	80205	BOLT, SHEAR:	EA	7
12	16	XDOZZ		NAS1303-15H	80205	BOLT, SHEAR:	EA	2
12	17	XDOZZ	5305-00-984-6195	MS35206-247	96906	SCREW, MACHINE:	EA	3
12	18	XDOZZ		MS35206-248	96906	SCREW, MACHINE:	EA	1
						GROUP: 1101 AUTOMATIC FLIGHT CONTROL SYSTEM AN/ASW-12(V)2		
12	19	PDOFD	6615-00-752-7612	C-3107/ASW-12(V)	80058	AUTOMATIC PILOT FLIGHT CONTROLLER: (REFER TO TM 11-6615-204-20P)	EA	1
12	20	PDOFD	6615-00-771-4636	CU-792/ASW-12(V)	80058	NAVIGATIONAL COUPLER: (REFER TO TM 11-6615-204-20P)	EA	1
12	21	PDOFD	6615-00-884-5169	CN-601A/ASW-12(V)	80058	DISPLACEMENT GYROSCOPE: (REFER TO TM 11-6615-204-20P)	EA	1
12	22	PDOFD		MX-2916A/ASW-12(V)	80058	AIRCRAFT ACCELEROMETER: (REFER TO TM 11-6615-204-20P)	EA	1
12	23	PDOFD	6615-00-752-7613	C-3106/ASW-12(V)	80058	AUTOMATIC PILOT ALTITUDE CONTROL: (REFER TO TM 11-6615-204-20P)	EA	1
12	24	PDOFD	6615-00-771-4634	C-3108/ASW-12(V)	80058	ALTITUDE REFERENCE CONTROL: (REFER TO TM 11-6615-204-20P)	EA	1

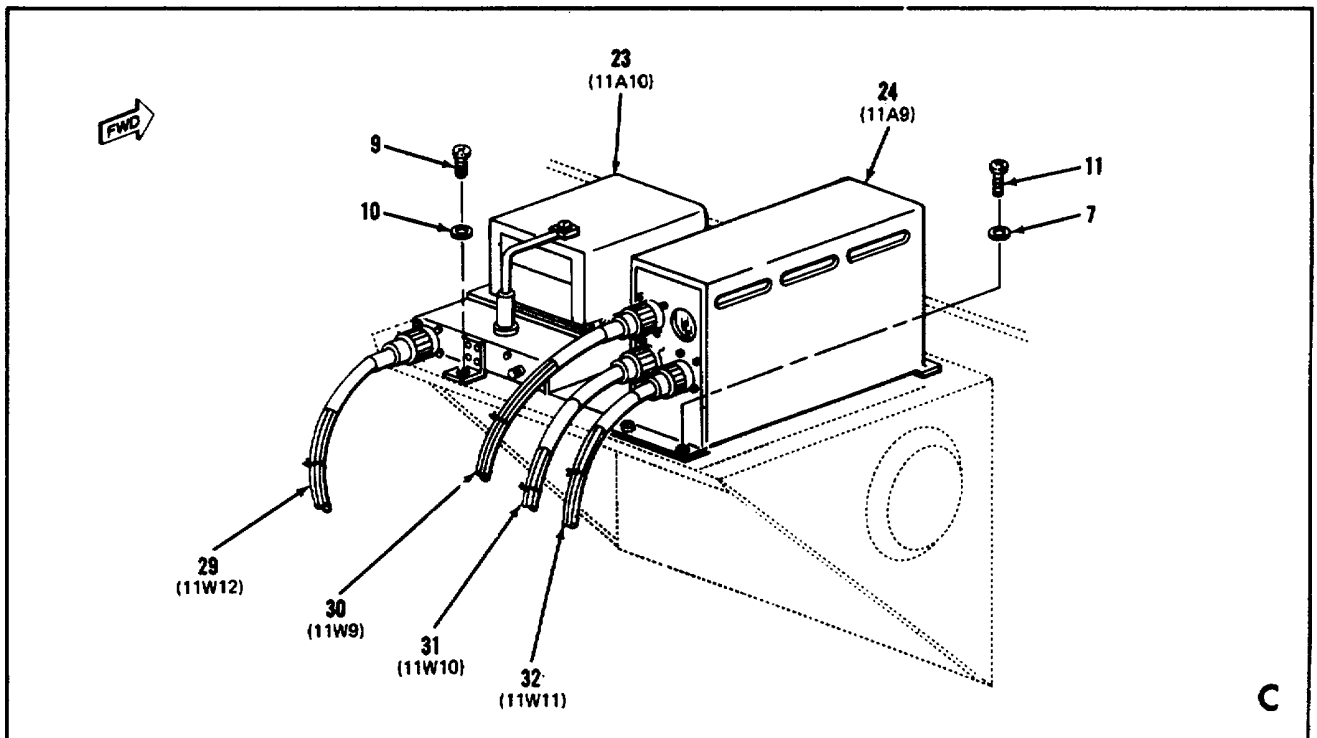
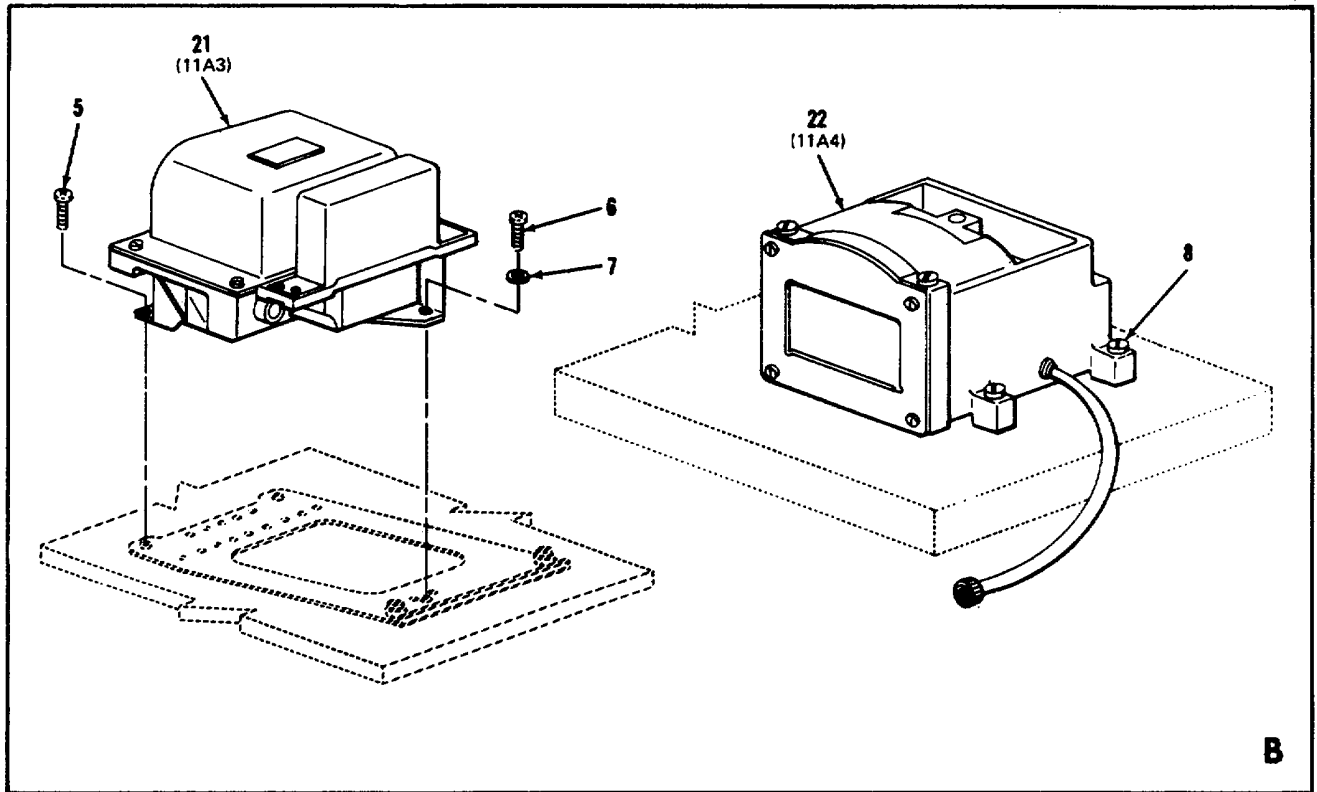
SECTION II REPAIR PARTS LIST



EL1510-204-20P-2-R1-9 ①

Figure 12. Group 11 Autopilot (Sheet 1 of 4)

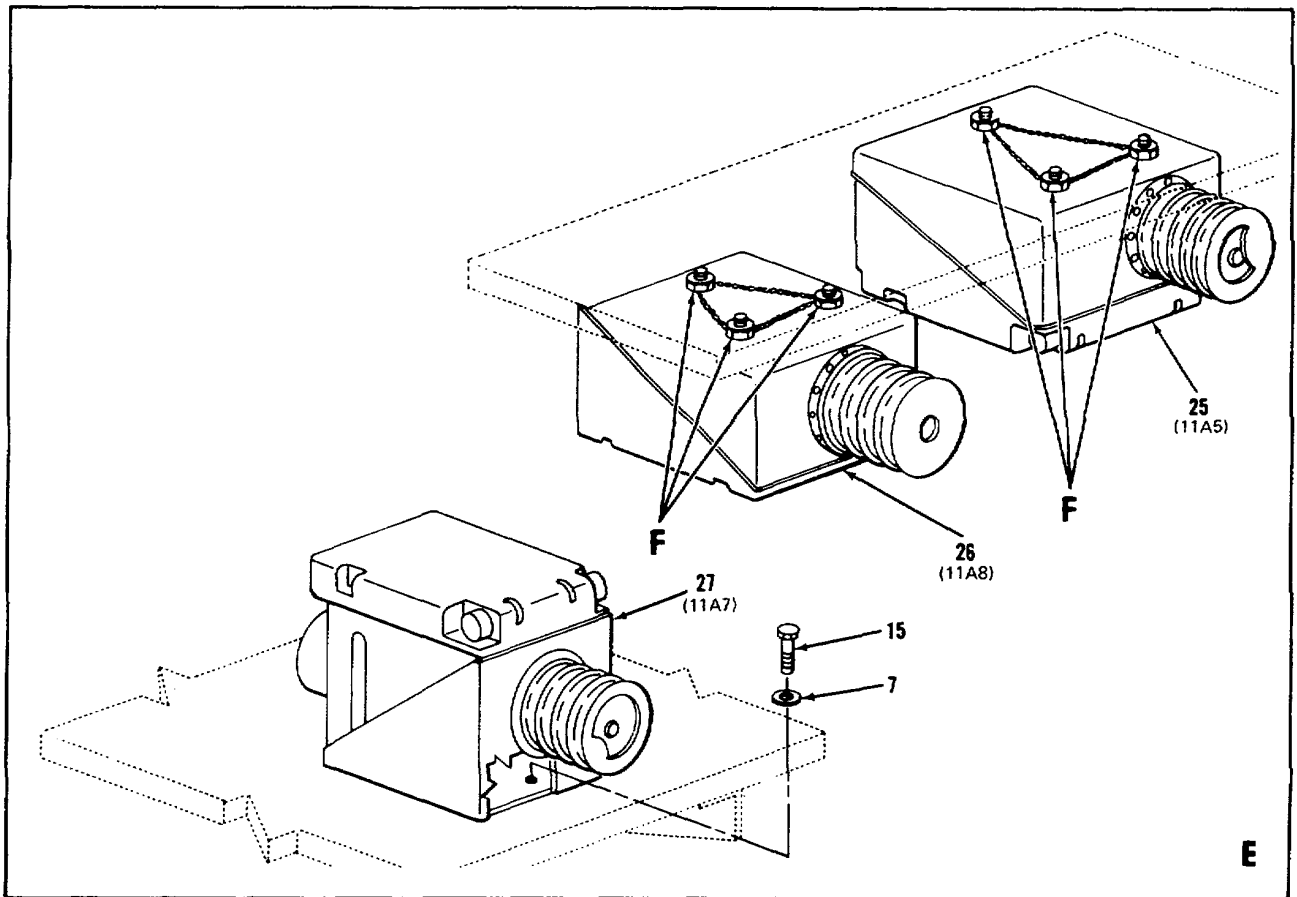
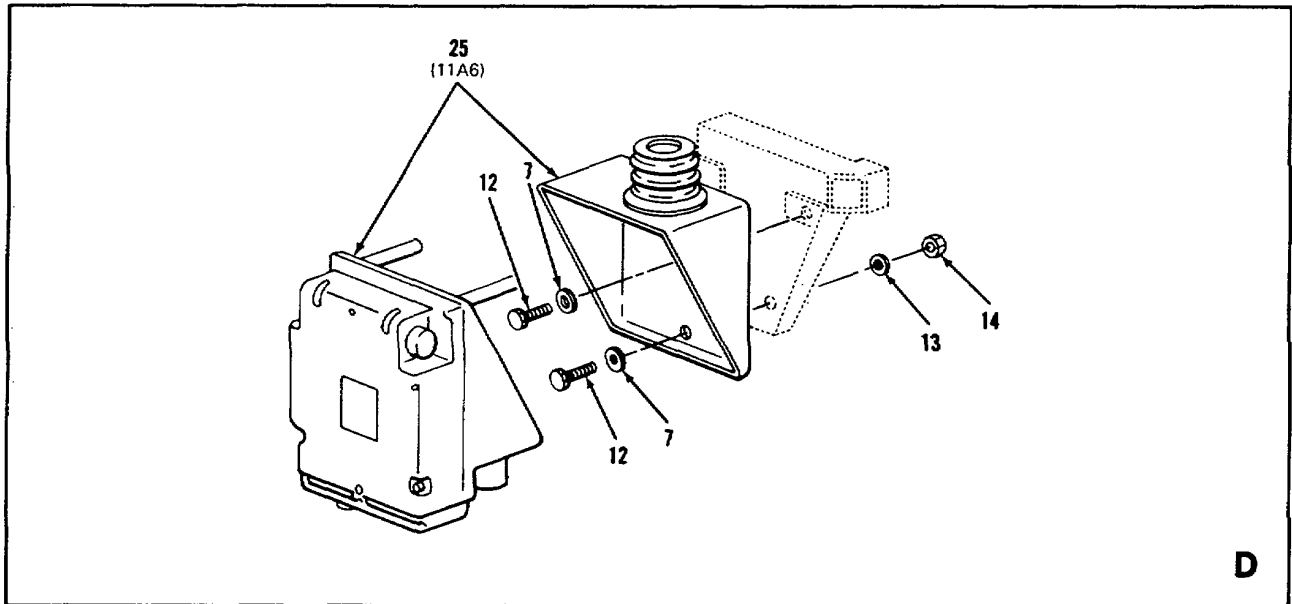
SECTION II REPAIR PARTS LIST



EL1510-204-20P-2-R1-9 (2)

Figure 12. Group 11 Autopilot (Sheet 2 of 4)

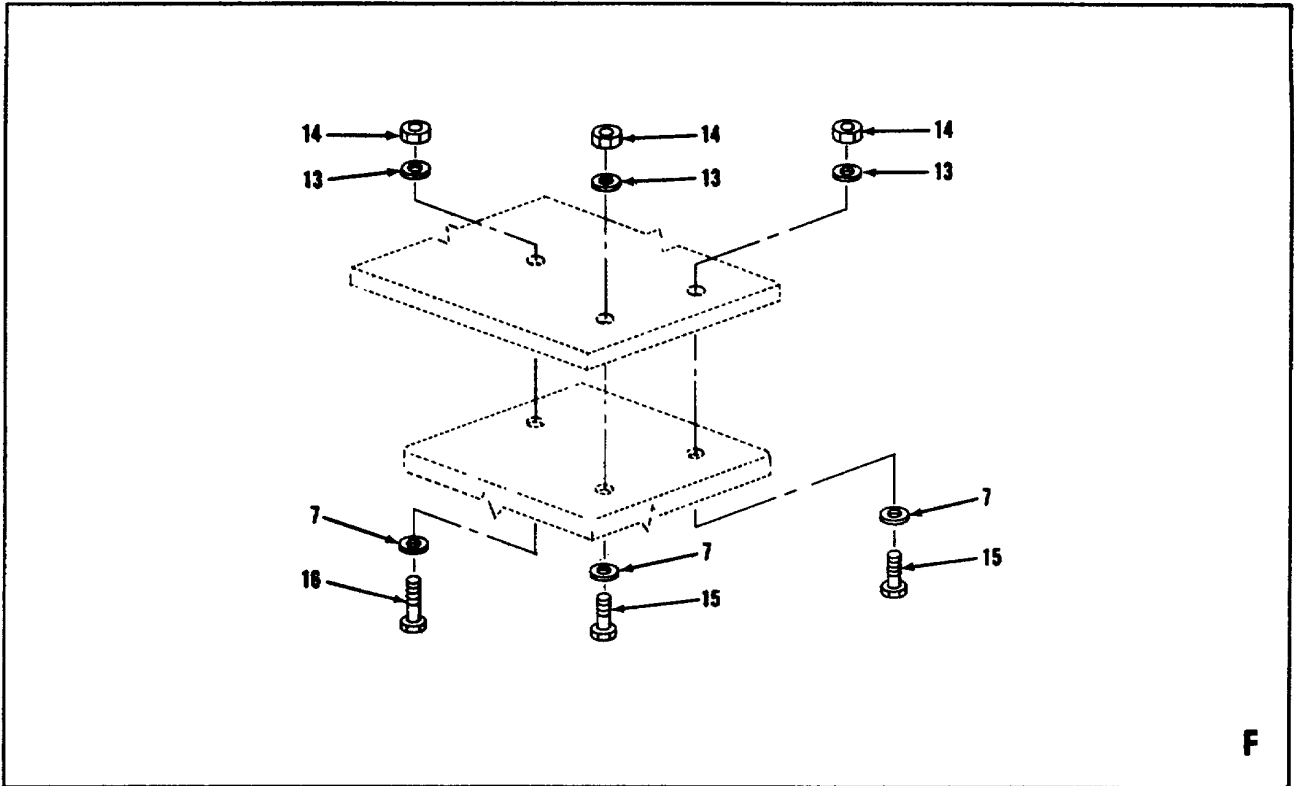
SECTION II REPAIR PARTS LIST



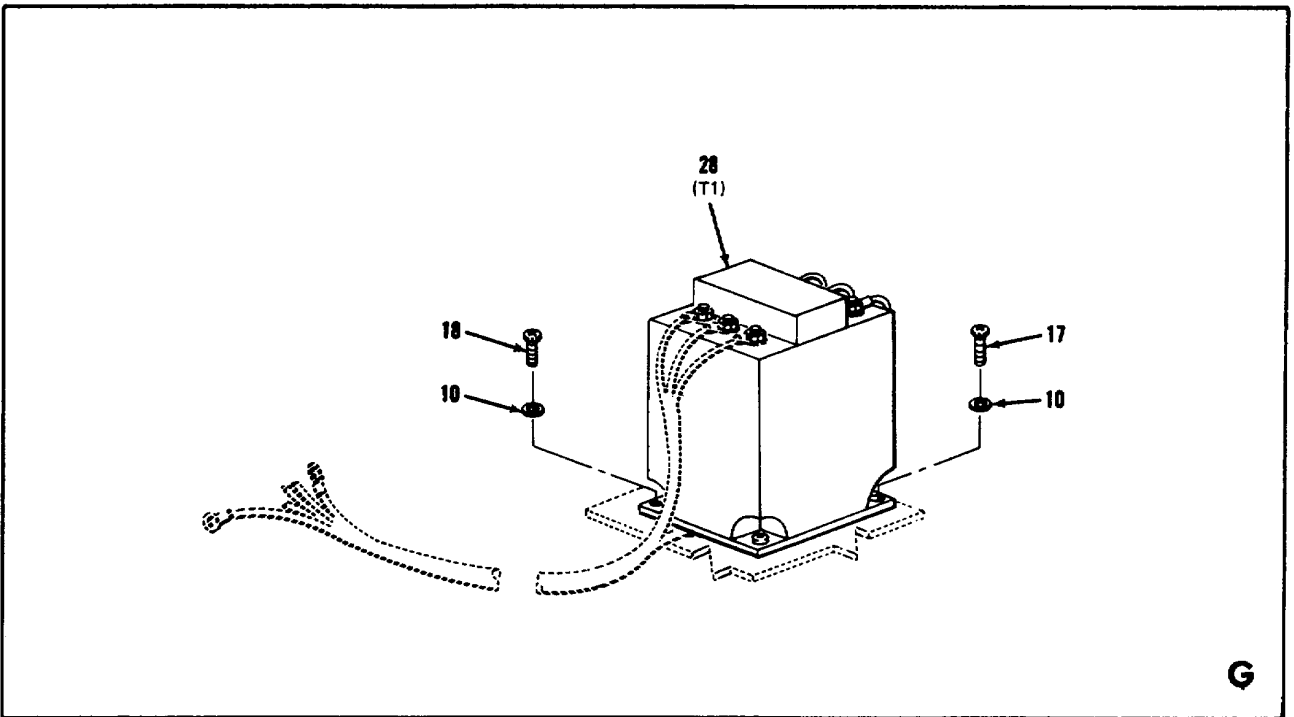
EL1510-204-20P-2-R1-9 (3)

Figure 12. Group 11 Autopilot (Sheet 3 of 4)

SECTION II REPAIR PARTS LIST



F



G

EL1510-204-20P-2-R1-9 (4)

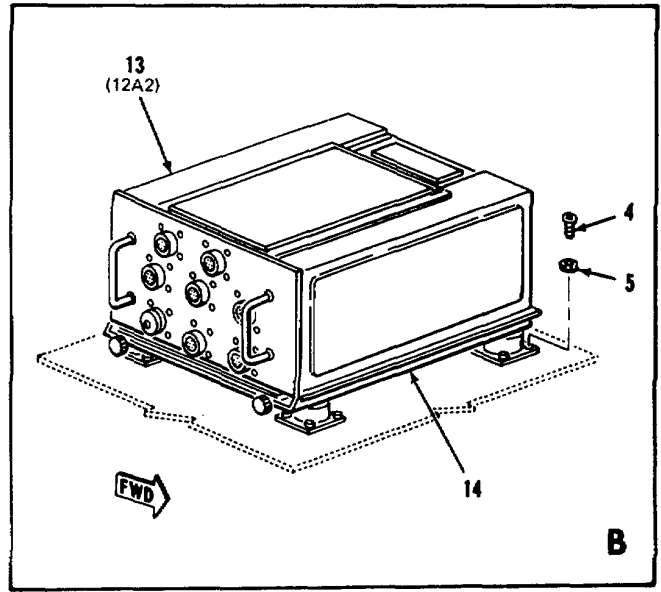
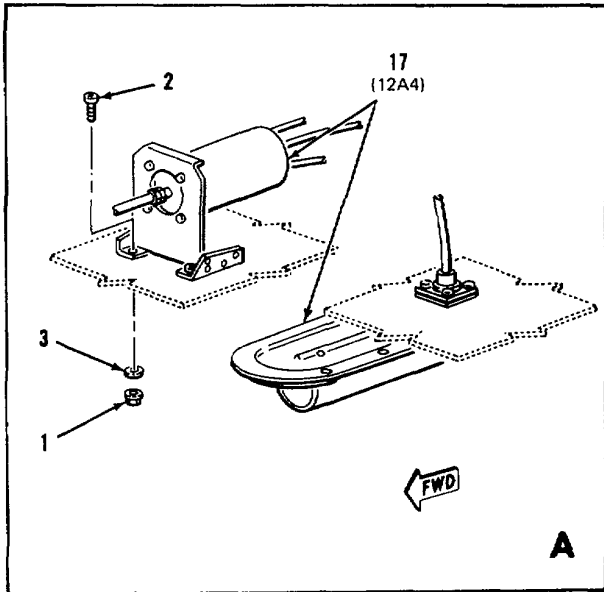
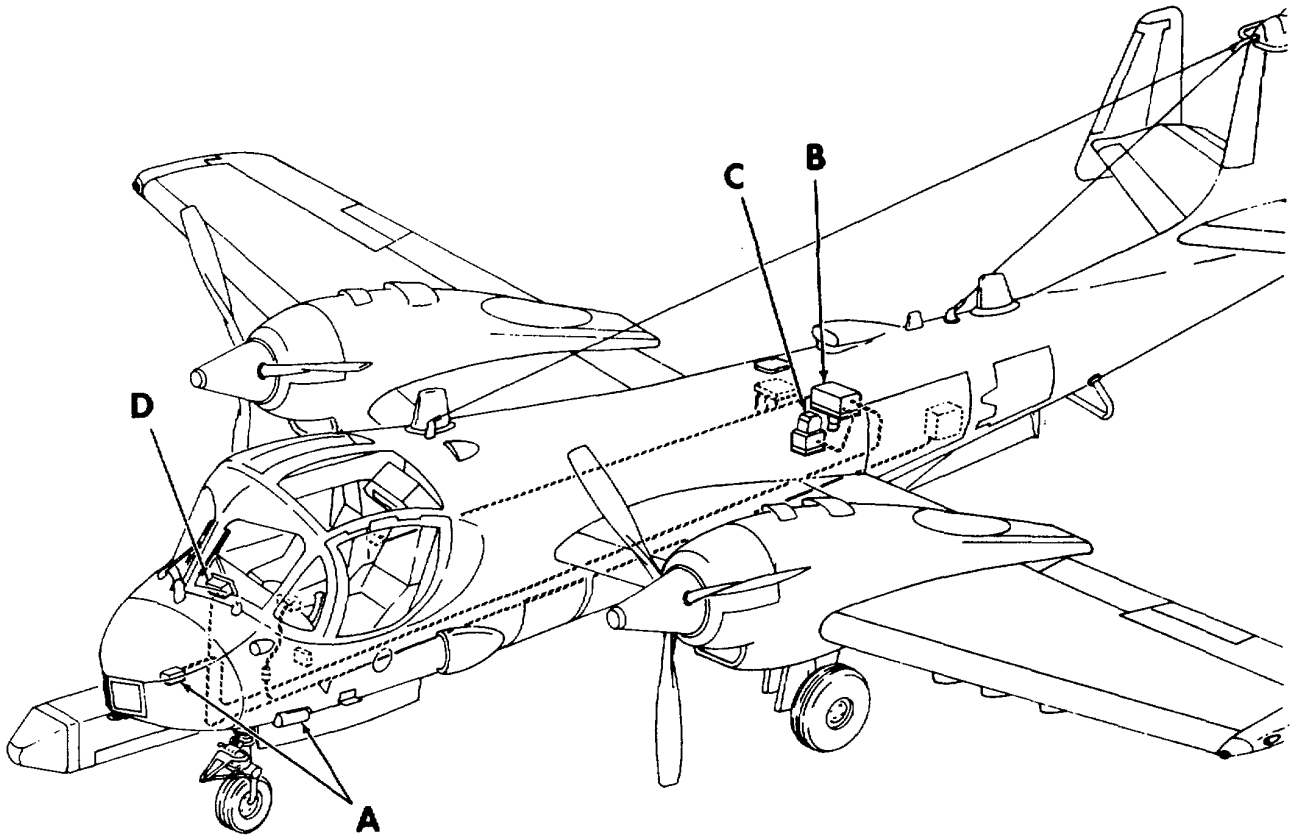
Figure 12. Group 11 Autopilot (Sheet 4 of 4)

SECTION II REPAIR PARTS LIST

TM 11-1510-204-20P-2

(1) ILLUSTRATION		(2)	(3)	(4)	(5)	(6)	(7)	(8)
(a) FIG NO.	(b) ITEM NO.	SMR CODE	NATIONAL STOCK NUMBER	PART NUMBER	FSCM	DESCRIPTION Usable On Code	U/M	QTY INC IN UNIT
12	25	PAOFD	1680-00-753-3972	TG-78/ASW-12(V)	80058	ACTUATOR, ROTARY: (REFER TO TM 11-6615-204-20P)	EA	2
12	26	PAOFD	1680-00-805-3991	TG-81/ASW-12(V)	80058	ACTUATOR, ROTARY: (REFER TO TM 11-6615-204-20P)	EA	1
12	27	PAOFD	1680-00-753-3970	TG-80/ASW-12(V)	80058	ACTUATOR, ROTARY: (REFER TO TM 11-6615-204-20P)	EA	1
12	28	PAOZZ	5950-00-614-1103	P325B162	01940	TRANSFORMER: GROUP: 1102 AUTOPILOT PHASE SHIFTING TRANSFORMER	EA	1
12	29	PAOFF	5995-00-357-6021	134AV80348-1	26512	CABLE ASSEMBLY, ALTITUDE CONTROL:	EA	1
12	30	PAOFF	5995-00-357-6019	134AV80344-1	26512	CABLE ASSEMBLY, REFERENCE CONTROL:	EA	1
12	31	PAOFF	5995-00-357-6018	134AV80345-1	26512	CABLE ASSEMBLY, REFERENCE CONTROL:	EA	1
12	32	PAOFF	5995-00-357-6020	134AV80346-1	26512	CABLE ASSEMBLY, REFERENCE CONTROL: GROUP: 12 NAVIGATION	EA	1
13	1	PAOZZ	5310-00-807-1472	MS21042L06	96906	NUT, SELF-LOCKING:	EA	4
13	2	PAOZZ	5305-00-889-3001	MS35206-231	96906	SCREW, MACHINE:	EA	4
13	3	PAOZZ	5310-00-184-8988	AN960D6L	88044	WASHER, FLAT:	EA	4
13	4	PAOZZ	5305-00-993-1848	MS35207-265	96906	SCREW, MACHINE:	EA	20
13	5	PAOZZ	5310-00-167-0752	AN960D10L	88044	WASHER, FLAT:	EA	20
N	13	XDOZZ		MS24694-24	96906	SCREW, MACHINE:	EA	1
N	13	XDOZZ		NAS1303-19	80205	BOLT, SHEAR:	EA	1
N	13	XDOZZ		AN4-15	88044	BOLT, MACHINE:	EA	1
N	13	PADZZ	5310-00-167-0740	AN960D416	88044	WASHER, FLAT:	EA	3
N	13	XDOZZ		AN4-22	88044	BOLT, MACHINE:	EA	1
N	13	XDOZZ		AN4-17	88044	BOLT, MACHINE: GROUP: 1201 INERTIAL NAVIGATION SET AN/ASN-86	EA	1
13	12	PDOHD	5826-00-179-8438	ID-1579/ASN-86	80058	CONTROL INDICATOR: (REFER TO TM 11-5826-245-20P)	EA	1
13	13	PDOHD	5826-00-179-8437	CP-941/ASN-86	80058	NAVIGATION COMPUTER: (REFER TO TM 11-5826-245-20P)	EA	1
13	14	PDOHD	5826-00-220-2065	MT-4075/ASN-86	80058	MOUNTING: (REFER TO TM 11-5826-245-20P)	EA	1
13	15	PDOHD	5826-00-179-8440	MX-8123/ASN-86	80058	GYRO STABILIZED PLATFORM: (REFER TO TM 11-5826-245-20P)	EA	1

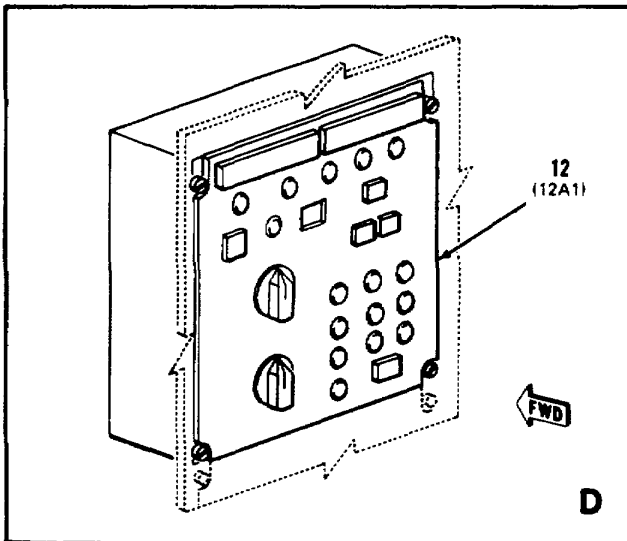
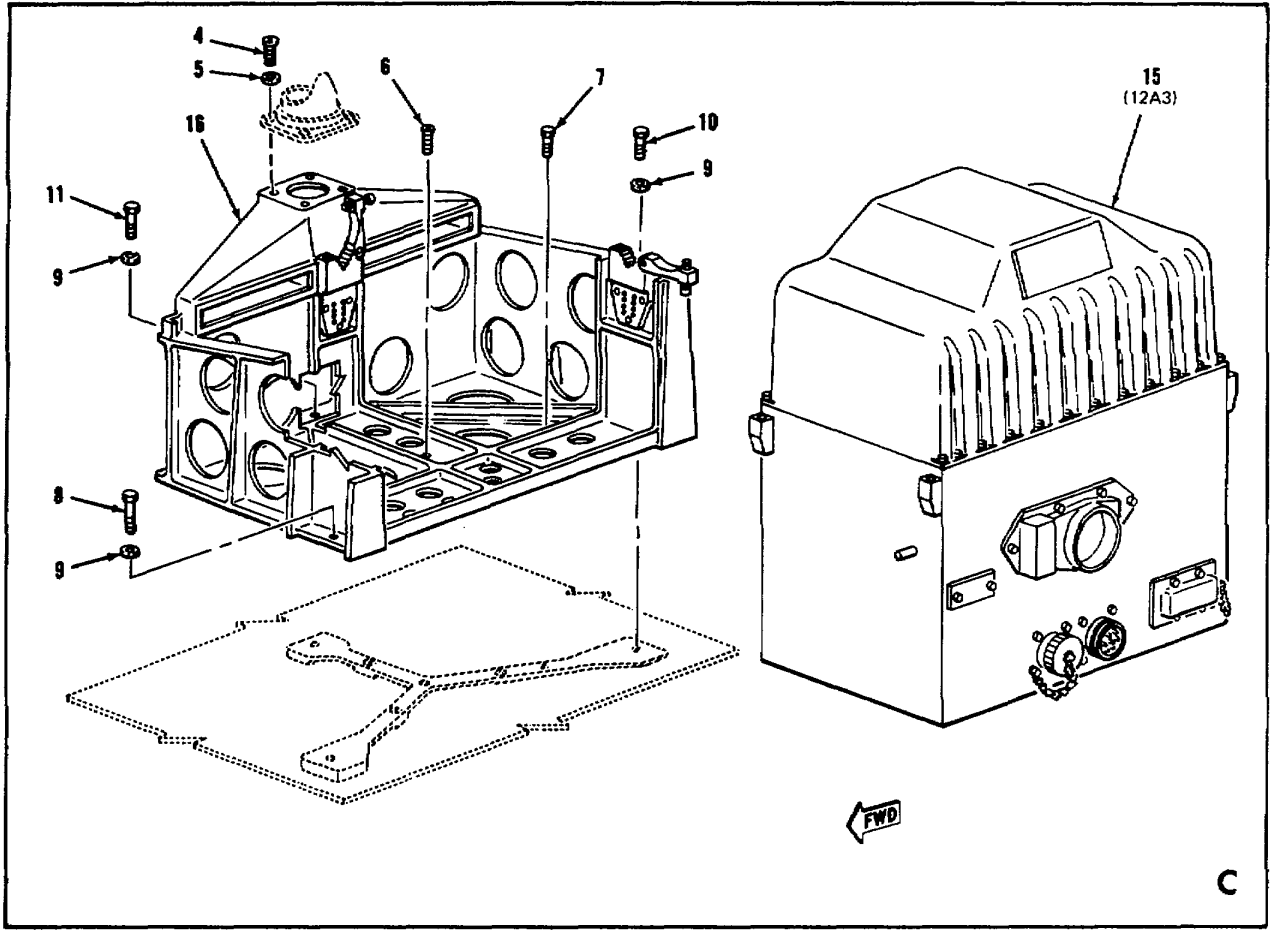
SECTION II REPAIR PARTS LIST



EL1510-204-20P-2-R1-10 ①

Figure 13. Group 12 Navigation (Sheet 1 of 2)

SECTION II REPAIR PARTS LIST



EL1510-204-20P-2-R1-10 (2)

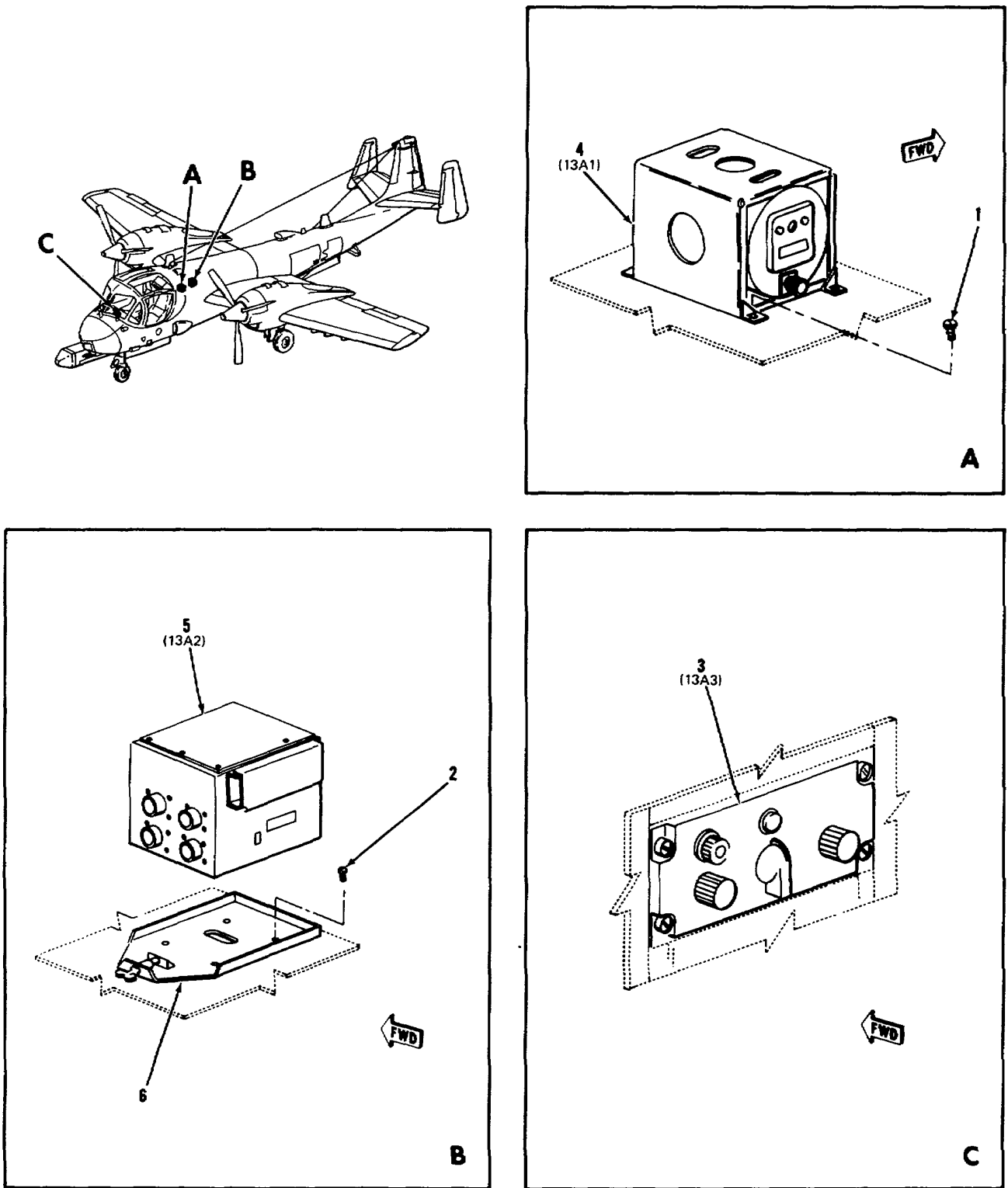
Figure 13. Group 12 Navigation (Sheet 2 of 2)

SECTION II REPAIR PARTS LIST

TM 11-1510-204-20P-2

(1) ILLUSTRATION		(2)	(3)	(4)	(5)	(6)	(7)	(8)	
(a) FIG NO.	(b) ITEM NO.	SMR CODE	NATIONAL STOCK NUMBER	PART NUMBER	FSCM	DESCRIPTION Usable On Code	U/M	QTY INC IN UNIT	
13	16	PDOHD		MT-4074/ASN-86	80058	MOUNTING BASE: (REFER TO TM 11-8826-245-20P) GROUP: 1202 TRUE AIRSPEED TRANSMITTER T-992/A	EA	1	
13	17	PDOHD	5841-00-788-1791	T992/A	80058	TRUE AIRSPEED TRANSMITTER: GROUP: 13 ATTITUDE HEADING REFERENCE	EA	1	
14	1	XDOZZ		MS35207-217	96906	SCREW, MACHINE:	EA	4	
14	2	PAOZZ	5305-00-995-0346	MS35207-269	96906	SCREW, MACHINE: GROUP: 1301 ATTITUDE HEADING REFERENCE SET AN/ASN-76	EA	4	
14	3	PDOHD	6605-00-933-4280	C-8099/ASN-76	80058	REFERENCE SET CONTROLLER:	EA	1	
14	4	PDOHD	6615-00-919-1962	CN-1151/ASN-76	80058	DISPLACEMENT GYROSCOPE:	EA	1	
14	5	PDOHD	6605-00-926-8422	AM-4682/ASN-76	80058	ELECTRONIC CONTROL AMPLIFIER:	EA	1	
14	6	PDOHD	6615-00-937-7671	MT-3870/A	80058	MOUNT: GROUP: 14 TACAN	EA	1	
N	15	1	XDOZZ	MS27039-1-17	96906	SCREW, MACHINE:	9AA EA	4	
N	15	2	XDOZZ	MS27039-1-11	96906	SCREW, MACHINE:	9AA EA	2	
N	75	3	XDOZZ	MS27039-1-09	96906	SCREW, MACHINE:	9AA EA	2	
N	15	4	XDOZZ	1560-0V-1-1603	80058	PLATE INSTALLATION:	9AA EA	2	
N	15	5	XDOZZ	5305-00-925-9674	MS27039-1-10	96906	SCREW, MACHINE:	9AB EA	8
N	15	6	XDOZZ	MS27039-1-16	96906	SCREW, MACHINE:	9AB EA	4	
N	15	7	XDOZZ	5305-00-781-9507	MS27039-1-08	96906	SCREW, MACHINE:	9AB EA	4
	15	8	PAOZZ	5305-00-144-3953	AN507-632R10	88044	SCREW, MACHINE:	EA	12
	15	9	XDOZZ	MS27039-1-20	96906	SCREW, MACHINE: GROUP: 1401 TACTICAL AIR NAVIGATION SET AN/ARN-103	EA	2	
N	15	10	PDOHD	C-8968/ARN-103(V)	80058	CONTROL, NAVIGATION SET: (REFER TO TM 11-5826-243-24P)	EA	1	
N	15	11	PDOHD	RT-1057/ARN-103(V)	80058	RECEIVER-TRANSMITTER: (REFER TO TM 11-5826-243-24P)	EA	1	
N	15	12	PDOHD	CV-2924/ARN-103(V)	80058	CONVERTER, SIGNAL DATA: (REFER TO TM 11-5826-243-24P)	EA	1	

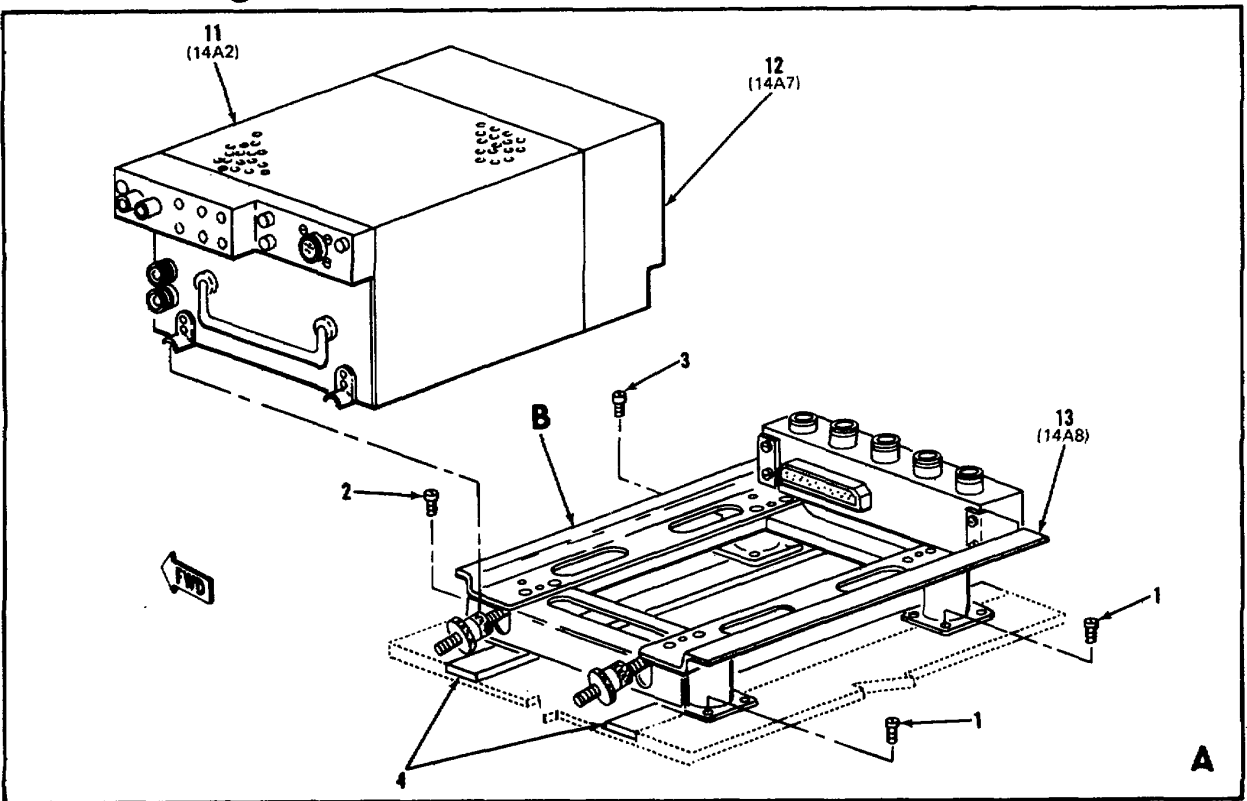
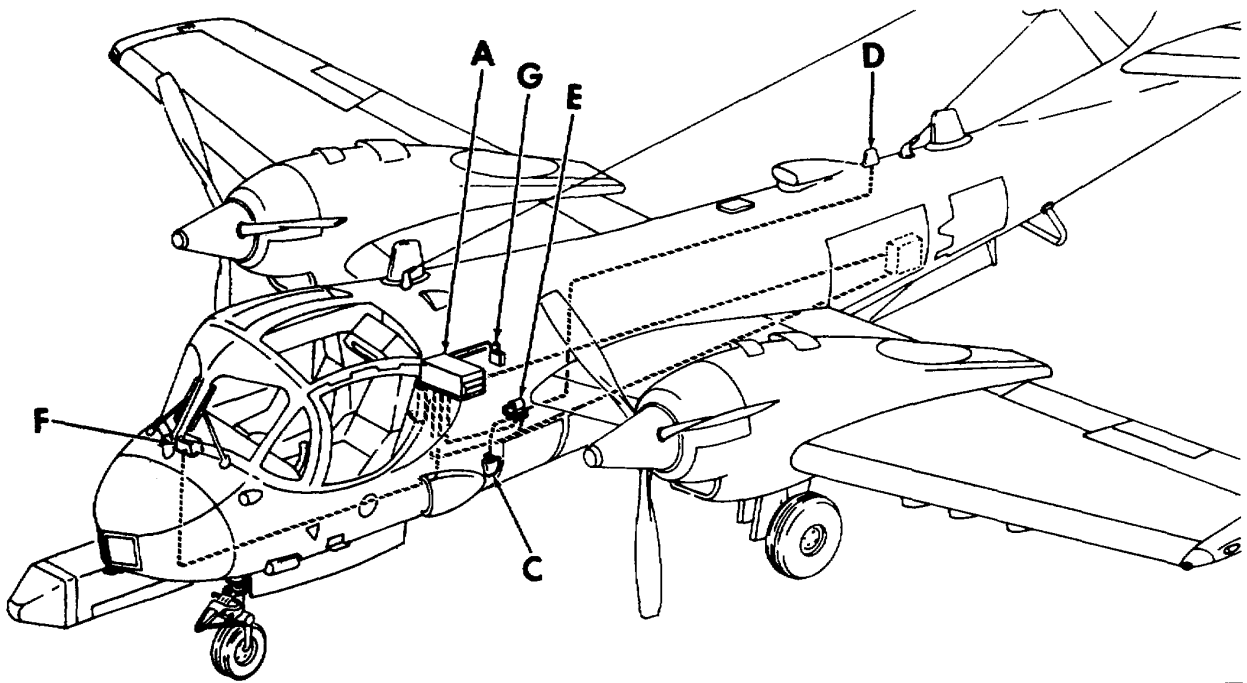
SECTION II REPAIR PARTS LIST



EL1510-204-20P-2-R1-11

Figure 14. Group 13 Attitude Heading Reference

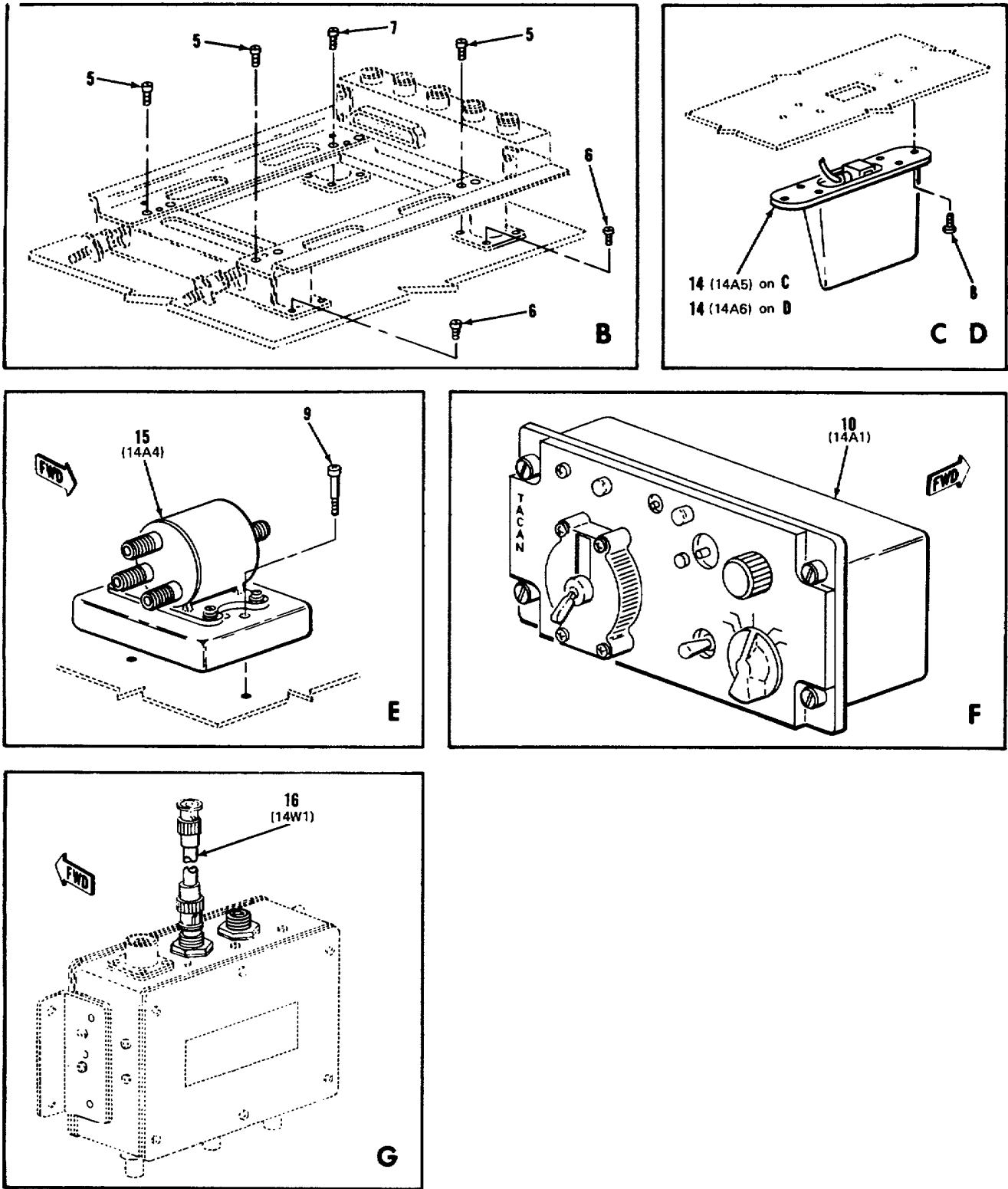
SECTION II REPAIR PARTS LIST



EL1510-204-20P-2-R1-12 ①

Figure 15. Group 14 TACAN (Sheet 1 of 2)

SECTION II REPAIR PARTS LIST



EL1510-204-20P-2-R1-12 (2)

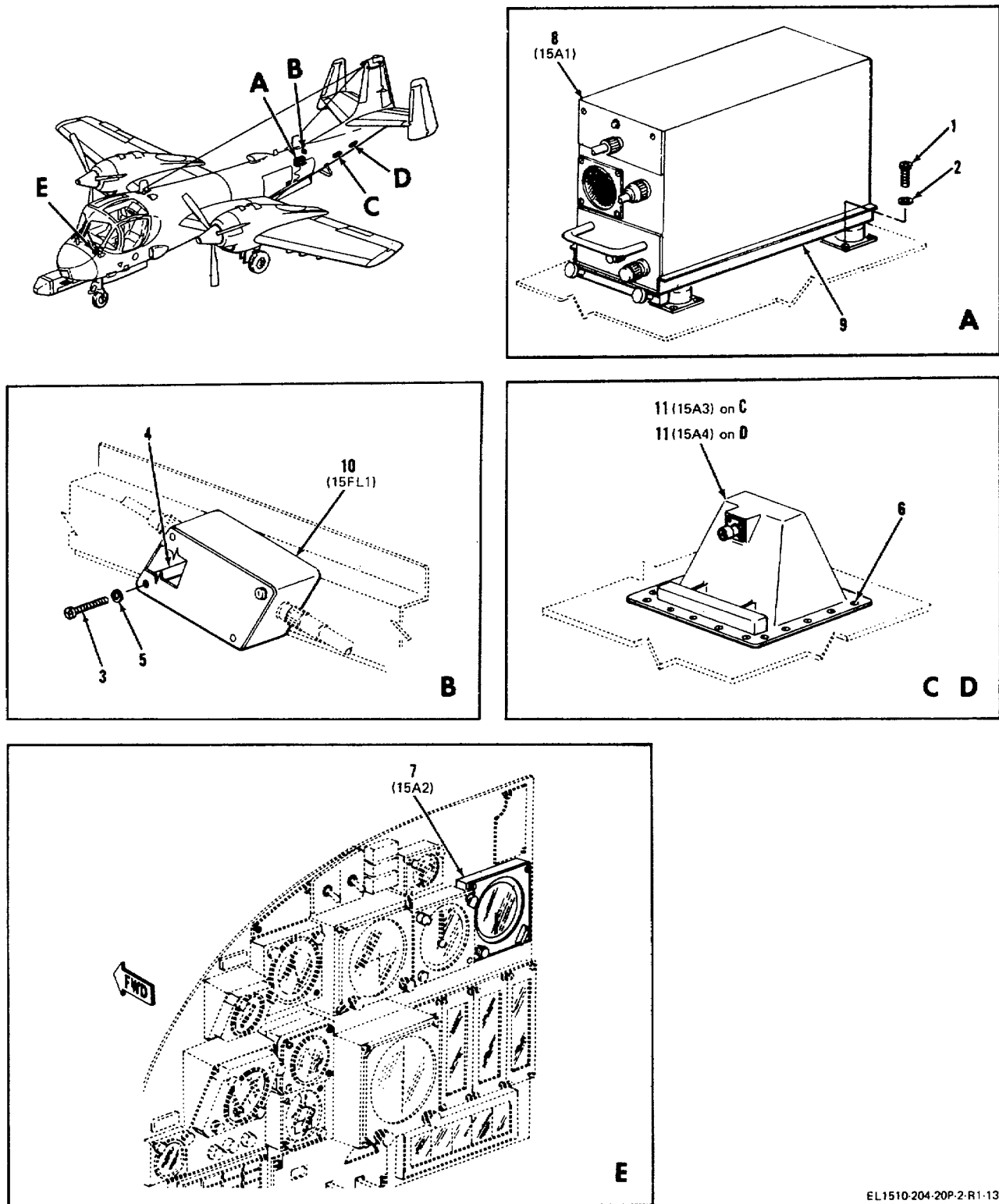
Figure 15. Group 14 TACAN (Sheet 2 of 2)

SECTION II REPAIR PARTS LIST

TM 11-1510-204-20P-2

	(1) ILLUSTRATION		(2) SMR CODE	(3) NATIONAL STOCK NUMBER	(4) PART NUMBER	(5) FSCM	(6) DESCRIPTION Usable On Code	(7) U/M	(8) QTY INC IN UNIT	
	(a) FIG NO.	(b) ITEM NO.								
N	15	13	PDOHD		MT-4411/ARN-103(V)	80058	BASE, SHOCK MOUNT ELECTRICAL EQUIPMENT: (REFER TO TM 11-5826-243-24P) GROUP: 1403 ANTENNA AT-741/A	EA	1	
	15	14	PAOZZ	5895-00-538-7464	AT741/A	80058	ANTENNA: GROUP: 1404 ANTENNA TRANSFER SWITCH SA-521/A	EA	2	
	15	15	PAOZZ	5895-00-665-0432	SA521/A	80058	SWITCH ASSEMBLY, ANTENNA TRANSFER: GROUP: 1405 CABLE ASSEMBLIES	EA	1	
	15	16	PAOFF	5995-00-138-8656	134AV80441-1	26512	CABLE ASSEMBLY, COAXIAL: GROUP: 15 RADAR ALTIMETER	EA	1	
	16	1	PAOZZ	5305-00-989-7435	MS35207-264	96906	SCREW, MACHINE:	EA	16	
	16	2	PAOZZ	5310-00-167-0752	AN960D10L	88044	WASHER, FLAT:	EA	16	
	16	3	XDOZZ		AN500A8-22	88044	SCREW, MACHINE:	9AA	EA	2
N	16	3	XDOZZ		MS35265-51	96906	SCREW, MACHINE:	9AB	EA	2
	16	4	PAOZZ	5340-00-622-3098	NA S43DD3-32	80205	SPACER:	EA	2	
	16	5	PAOZZ	5310-00-184-8987	AN960D8L	88044	WASHER, FLAT:	EA	2	
	16	6	PAOZZ	5305-00-764-0070	MS51959-46	96906	SCREW, MACHINE: GROUP: 1501 ELECTRONIC ALTIMETER SET AN/APN-171A(V) 1	EA	48	
	16	7	PDOHD	5841-00-097-0029	ID-1345A/APN-171(V)	80058	HEIGHT INDICATOR:	EA	1	
	16	8	PDOHD	5841-00-097-0030	RT-804A/APN-171(V)	80058	RECEIVER-TRANSMITTER:	EA	1	
C	16	9	PDOHD		MT-4167/APN-171	80058	MOUNT, VIBRATION:	EA	1	
	16	10	PAOZZ	5915-00-134-0750	F-1263/APN-171(V)	80058	FILTER:	EA	1	
	16	11	PAOZZ	5841-00-899-0817	AS-1858/APN-171(V)	80058	ANTENNA:	EA	2	

SECTION II REPAIR PARTS LIST



EL1510-204-20P-2-R1-13

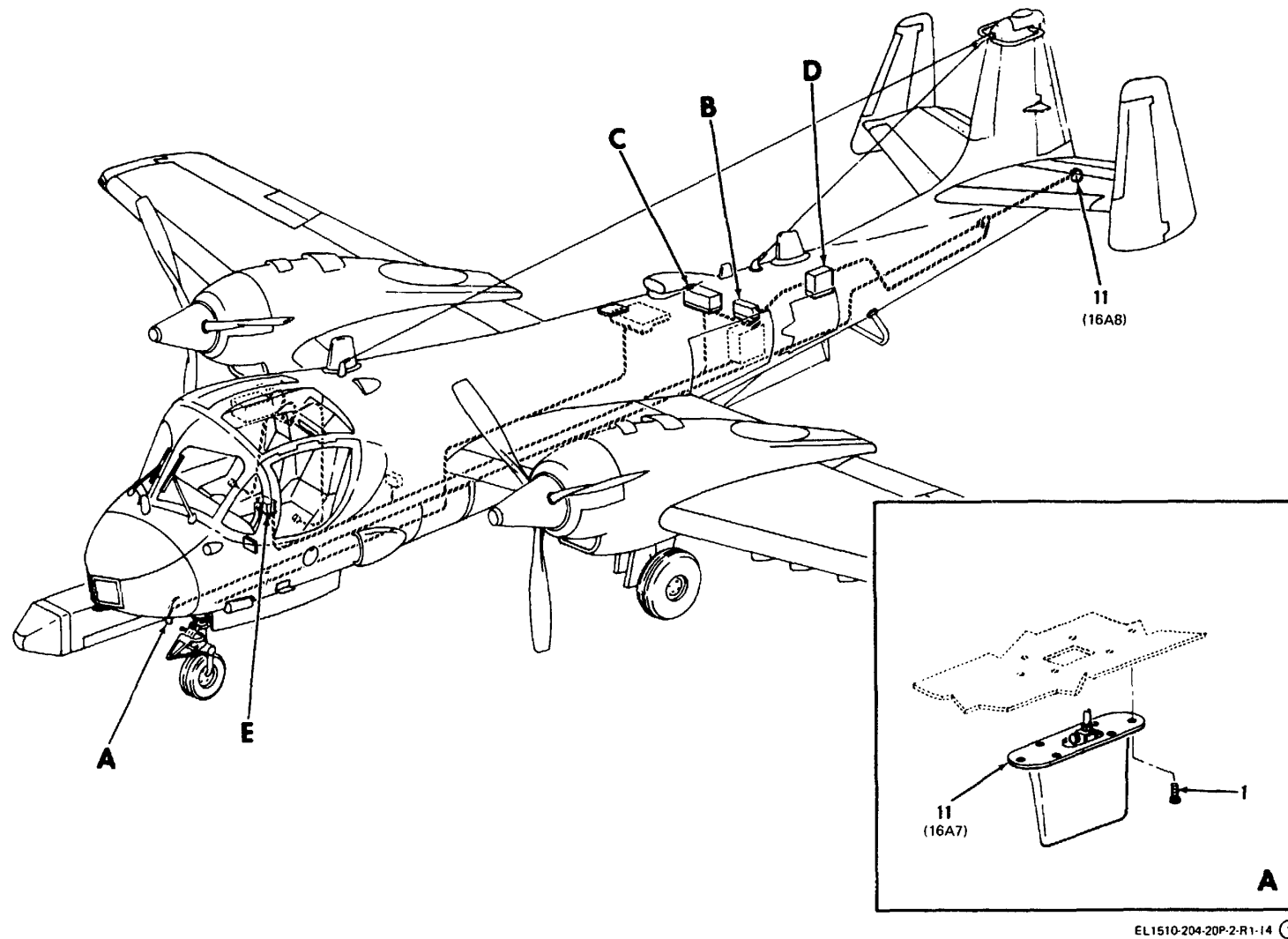
Figure 16. Group 15 Radar Altimeter

SECTION II REPAIR PARTS LIST

TM 11-1510-204-20P-2

(1) ILLUSTRATION		(2)	(3)	(4)	(5)	(6)	(7)	(8)
(a) FIG NO.	(b) ITEM NO.	SMR CODE	NATIONAL STOCK NUMBER	PART NUMBER	FSCM	DESCRIPTION Usable On Code	U/M	QTY INC IN UNIT
						GROUP: 16 IDENTIFICATION		
C	17	1	XDOZZ	MS24693S29	96906	SCREW, MACHINE:	EA	9
	17	2	PAOZZ 5305-00-984-6194	MS35206-246	96906	SCREW, MACHINE:	EA	4
	17	3	PAOZZ 5310-00-184-8987	AN960D8L	88044	WASHER, FLAT:	EA	4
	17	4	PDOHD	MT-3513/APX	80058	MOUNT:	EA	1
	17	5	PAOZZ 5305-00-719-5086	MS51960-82	96906	SCREW, MACHINE:	EA	4
	17	6	PDOHD 5895-00-063-9498	MT-3809/APX-72	9690	MOUNTING:	EA	1
	17	7	PAOZZ 5305-00-989-7435	MS35207-264	96906	SCREW, MACHINE:	EA	8
	17	8	PAOZZ 5310-00-167-0752	AN960D10L	88044	WASHER, FLAT:	EA	8
	17	9	PDOHD	MT - ()		MOUNT:	EA	1
						GROUP: 1601 RADIO RECEIVER- TRANSMITTER RT-859/APX-72		
	17	10	PDOHD 5895-00-089-7179	RT-859/APX-72	80058	RADIO RECEIV ER-TRANSMITTER:	EA	1
						GROUP: 1602 ANTENNA AT-741/A		
	17	11	PAOZZ 5985-00-538-7464	AT741/A	80058	ANTENNA:	EA	2
						GROUP: 1605 CONTROL TRANSPONDER SET C6280(P) /APX		
	17	12	PDOHD	C-6280(P) /APX	80058	CONTROL TRANSPONDER SET:	EA	1
						GROUP: 1606 TRANSPONDER TEST SET TS-1843() /APX		
	17	13	PDOHD	TS-1843/APX	80058	TRANSPONDER SET TEST SET:	EA	1
						GROUP: 1607 COMPUTER KIT-1A/TSEC		
	17	14	PDOHD	KIT-1A/TSEC	80058	COMPUTER:	EA	1
						GROUP: 17 AIRBORNE PHOTOGRAPHIC SURVEILLANCE		
	18	1	PAOZZ 5305-00-889-3000	MS35206-300	96906	SCREW, MACHINE:	EA	4
	18	2	PAOZZ 5310-00-184-8988	AN960D6L	88044	WASHER, FLAT:	EA	4
	18	3	XDOZZ	134F80041-5	26512	DECALCOMANIA:	EA	1
N	18	4	XDOZZ	AN350-4	88044	NUT, WING:	EA	1
N	18	5	PAOZZ 5310-00-167-0740	AN960D416	88044	WASHER, FLAT:	EA	5
N	18	6	XDOZZ	134WSP55500-17	26512	WASHER, SPECIAL:	EA	1
N	18	7	XDOZZ	MS27039-1-14	96906	SCREW, MACHINE:	EA	8

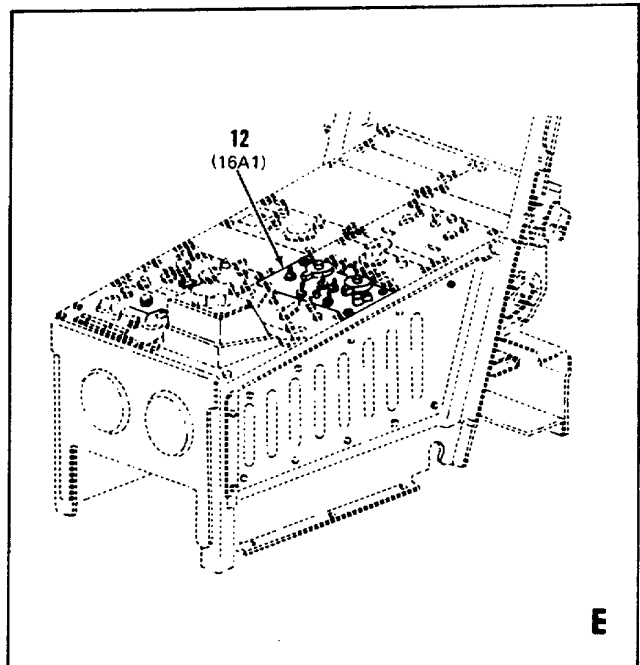
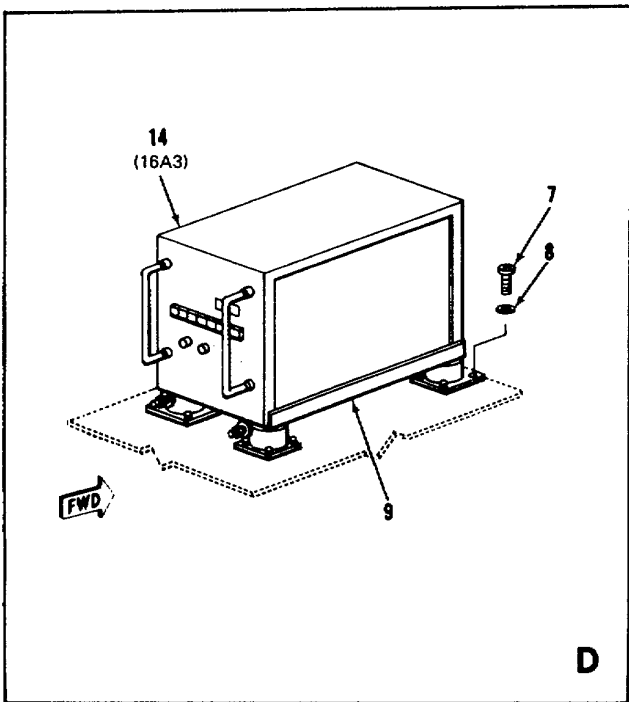
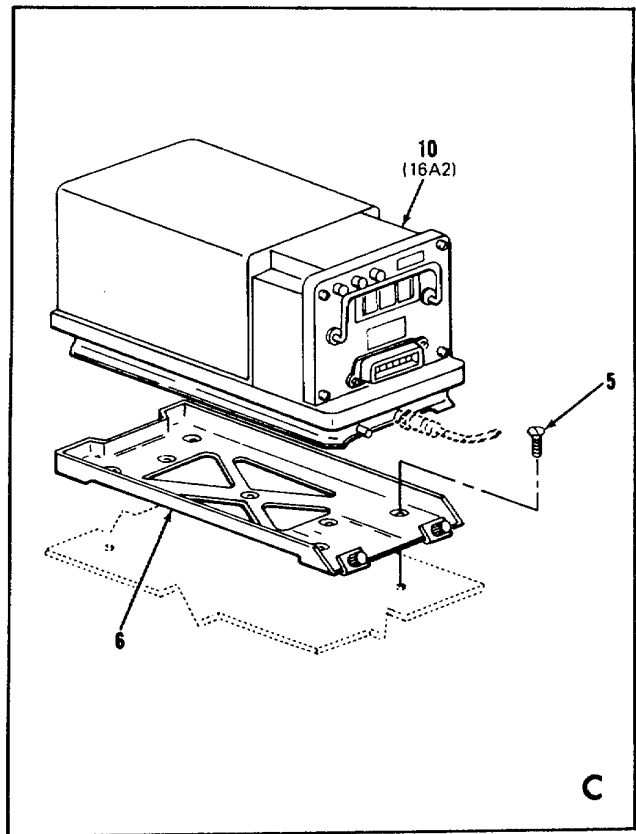
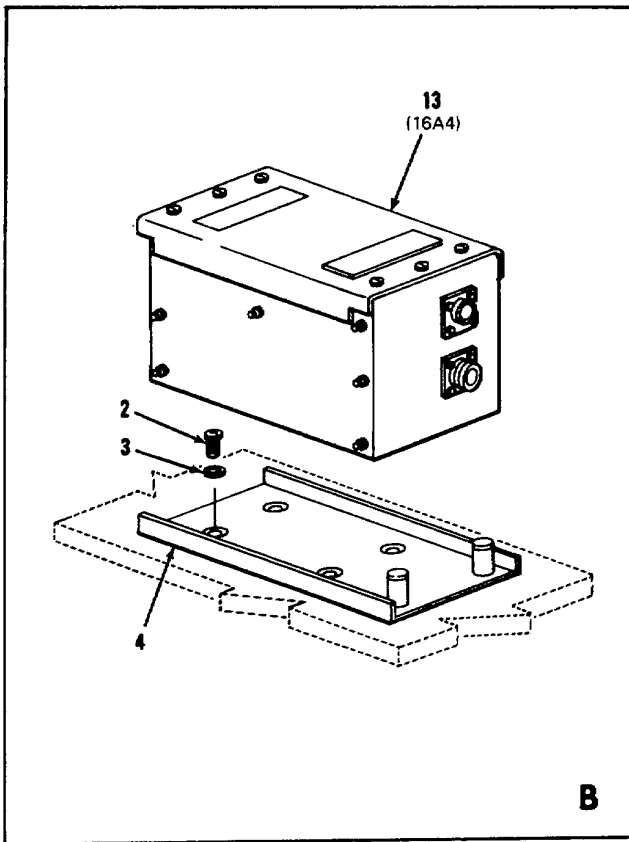
SECTION II REPAIR PARTS LIST



EL1510-204-20P-2-R1-14 ①

Figure 17. Group 16 Identification (Sheet 1 of 2)

SECTION II REPAIR PARTS LIST



EL1510-204-20P-2-R1-14 (2)

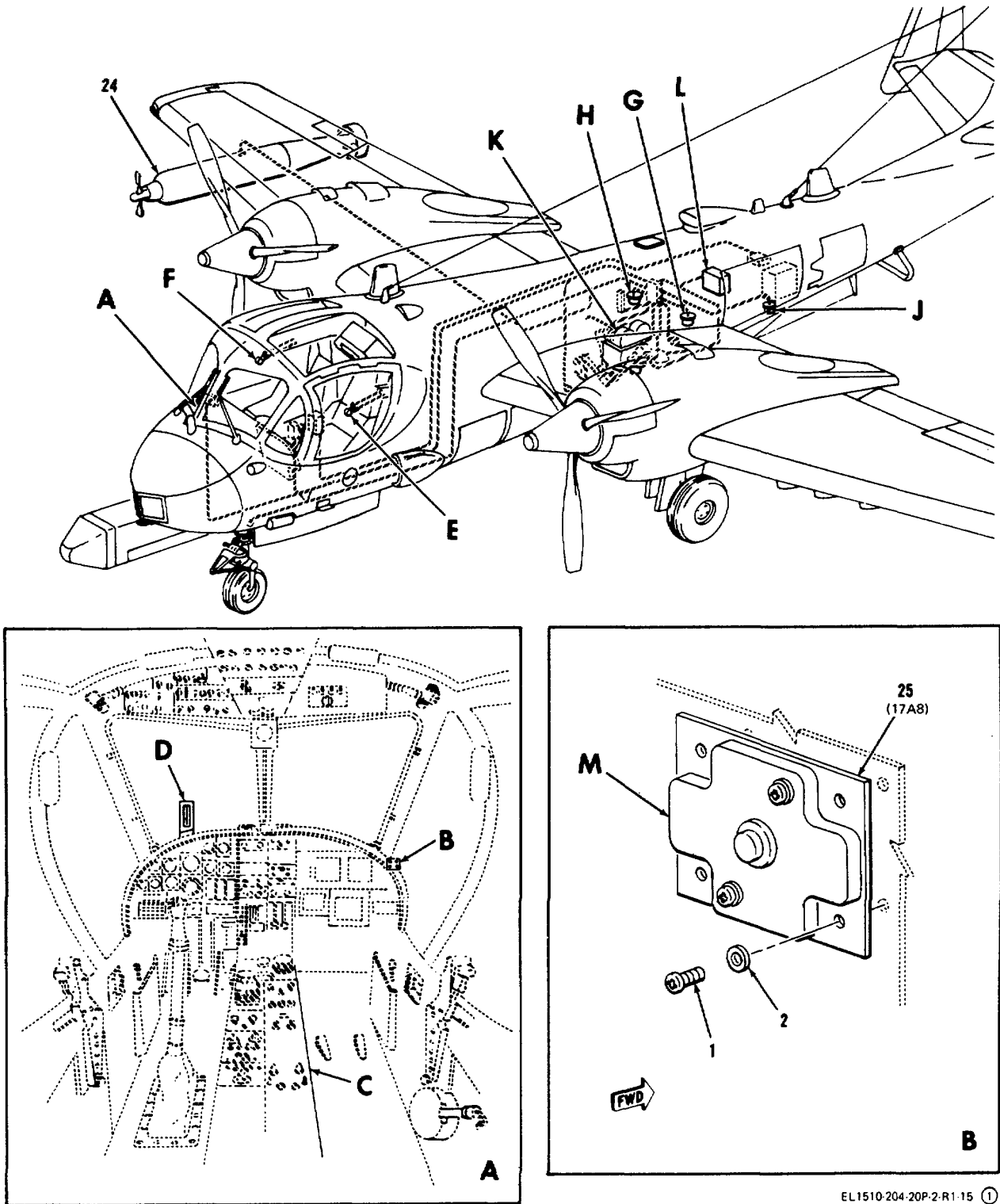
Figure 17. Group 16 Identification (Sheet 2 of 2)

SECTION II REPAIR PARTS LIST

TM 11-1510-204-20P-2

(1) ILLUSTRATION		(2)	(3)	(4)	(5)	(6)	(7)	(8)
(a) FIG NO.	(b) ITEM NO.	SMR CODE	NATIONAL STOCK NUMBER	PART NUMBER	FSCM	DESCRIPTION Usable On Code	U/M	QTY INC IN UNIT
N 18	8	XDOZZ		GN10W1032	26512	NUT, SELF-LOCKING:	EA	8
N 18	9	PAOZZ	5310-00-167-0752	AN960D10L	88044	WASHER, FLAT:	EA	32
18	10	PAOZZ	5310-00-807-1473	MS21042L08	96906	NUT, SELF-LOCKING:	EA	13
18	11	PAOZZ	5305-00-156-2357	AN509-8R10	88044	SCREW, MACHINE:	EA	12
18	12	PAOZZ	5310-00-184-8987	AN960D8L	88044	WASHER, FLAT:	EA	18
18	13	XDOZZ		NAS1304-1H	80205	BOLT, SHEAR:	EA	4
18	14	PAOZZ	5305-00-993-1848	MS35207-265	96906	SCREW, MACHINE: GROUP: 1701 AIRBORNE PHOTOGRAPHIC SURVEILLANCE SYSTEM KS-113A	EA	16
18	15	PDOHD	5975-00-224-8102	134PE81600-1	26512	CONTROL, HEIGHT-GROUND SPEED RATIO, C-8340/A:(REFER TO TM 11-6720-250-12)	EA	1
18	16	PDOHD		8187-200	11871	CONTROL, MASTER AIRCRAFT, LA-432A: (REFER TO TM 11-6720-250-12)	EA	1
N 18	17	PDOHD		134WS5001-3	26512	TRACKER, FLIGHT LINE, LA-178A: (REFER TO TM 11-6720-250-12)	EA	1
N 18	18	PDOHD		1221-101-1	11871	SIGHT, OBLIQUE, PHOTO, LA-162A: (REFER TO TM 11-6720-250-12)	EA	1
N 18	19	PDOHD		1221-201-1	11871	SIGHT, OBLIQUE, PHOTO, LA-163A: (REFER TO TM 11-6720-250-12)	EA	1
18	20	PDOHD	6720-00-929-9848	7865-100	11871	LIGHT SENSOR, AIRCRAFT CAMERA, LA-407A : (REFER TO TM 11-6720-250-12)	EA	3
18	21	PDOHD		134AM77011-1	26512	MOUNT, AIRCRAFT CAMERA, LA-408B: (REFER TO TM 11-6720-250-12)	EA	1
18	22	PDOHD	6720-00-014-8305	7845-300-1	11871	CONTROL, POWER SUPPLY, LA-406A: (REFER TO TM 11-6720-250-12) GROUP: 1707 STILL PICTURE CAMERA KA-76A	EA	1
18	23	PDOHD	6760-00-087-3151	KA-76A	80058	CAMERA, STILL PICTURE: (REFER TO TM 11-6720-236-12) GROUP: 1708 FLASHER POD LA-388A	EA	1
18	24	PAOHD		LA-388A	80058	FLASHER POD: GROUP: 1709 CAMERA PULSE PANEL	EA	1
18	25	AFOFF		134AV81400-3	26512	PANEL, CAMERA PULSE:	EA	1
18	26	PAOZZ	5305-00-889-3001	MS35206-231	96906	SCREW, MACHINE:	EA	2
18	27	AFOFF		134AVP81011-1	26512	LIGHTING PANEL ASSEMBLY:	EA	1
18	28	PAOZZ	5325-00-817-0510	MS25381-1	96906	GROMMET, MOUNTING:	EA	2

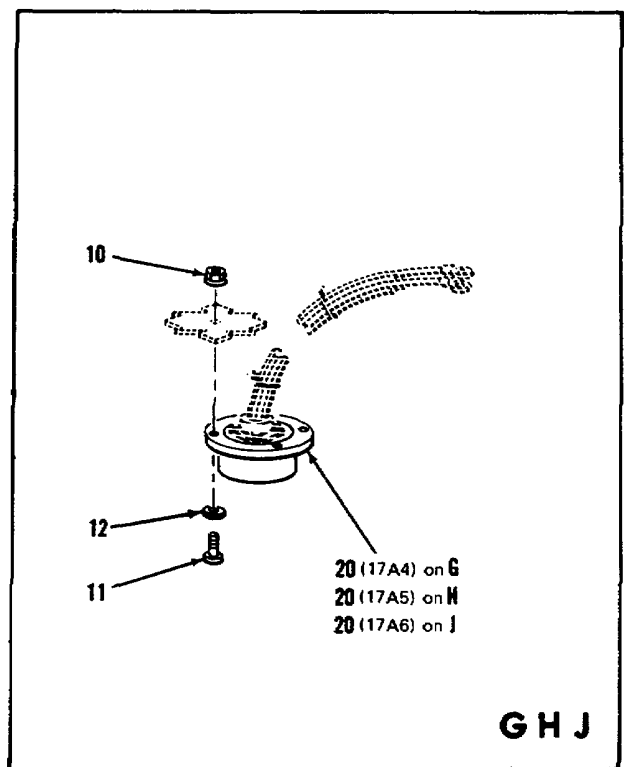
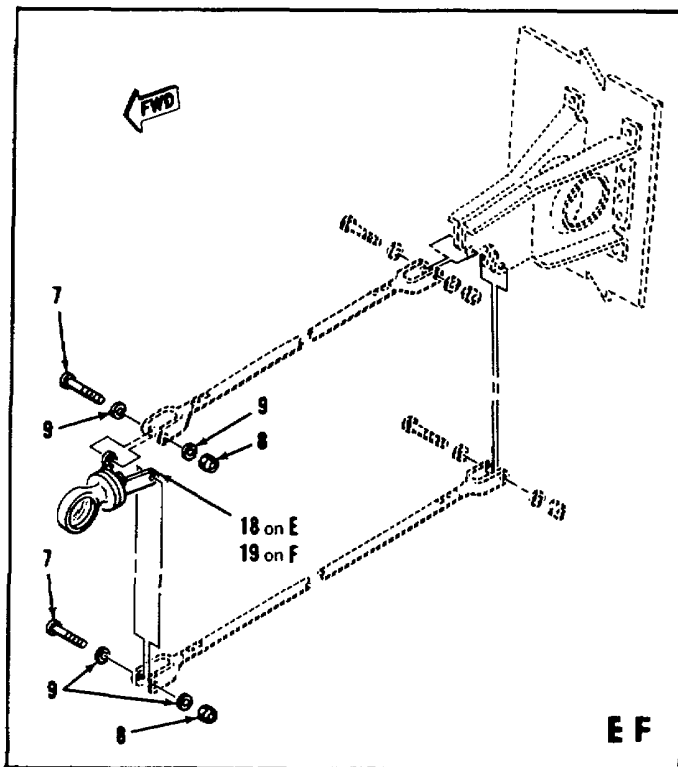
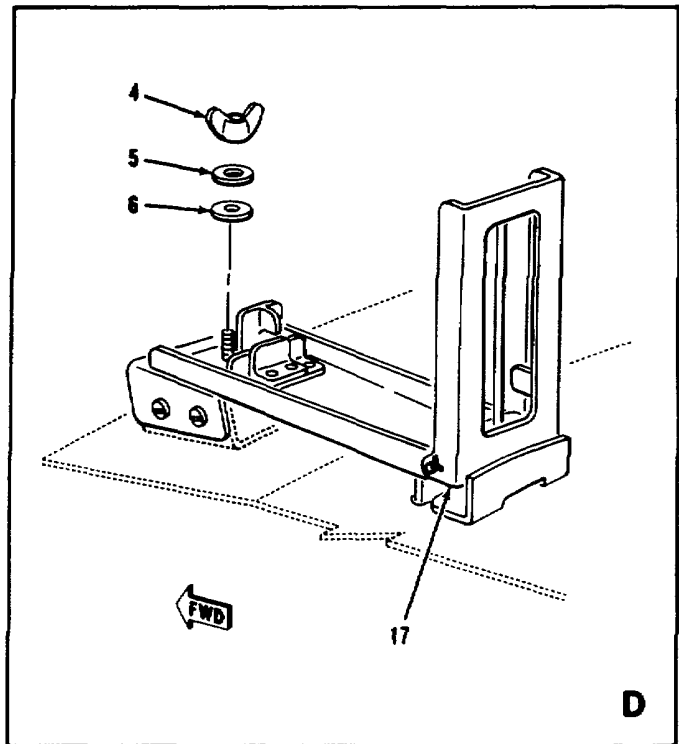
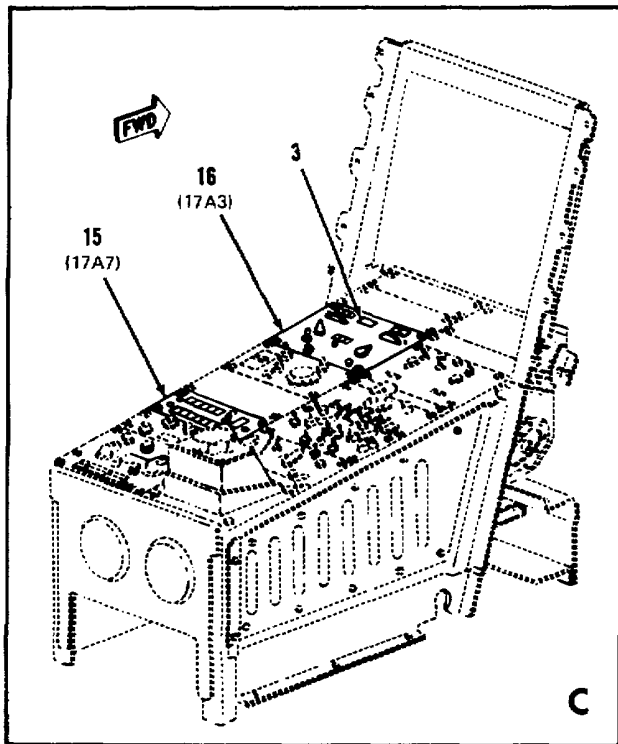
SECTION II REPAIR PARTS LIST



EL1510-204-20P-2-R1-15 ①

Figure 18. Group 17 Airborne Photographic Surveillance (Sheet 1 of 3)

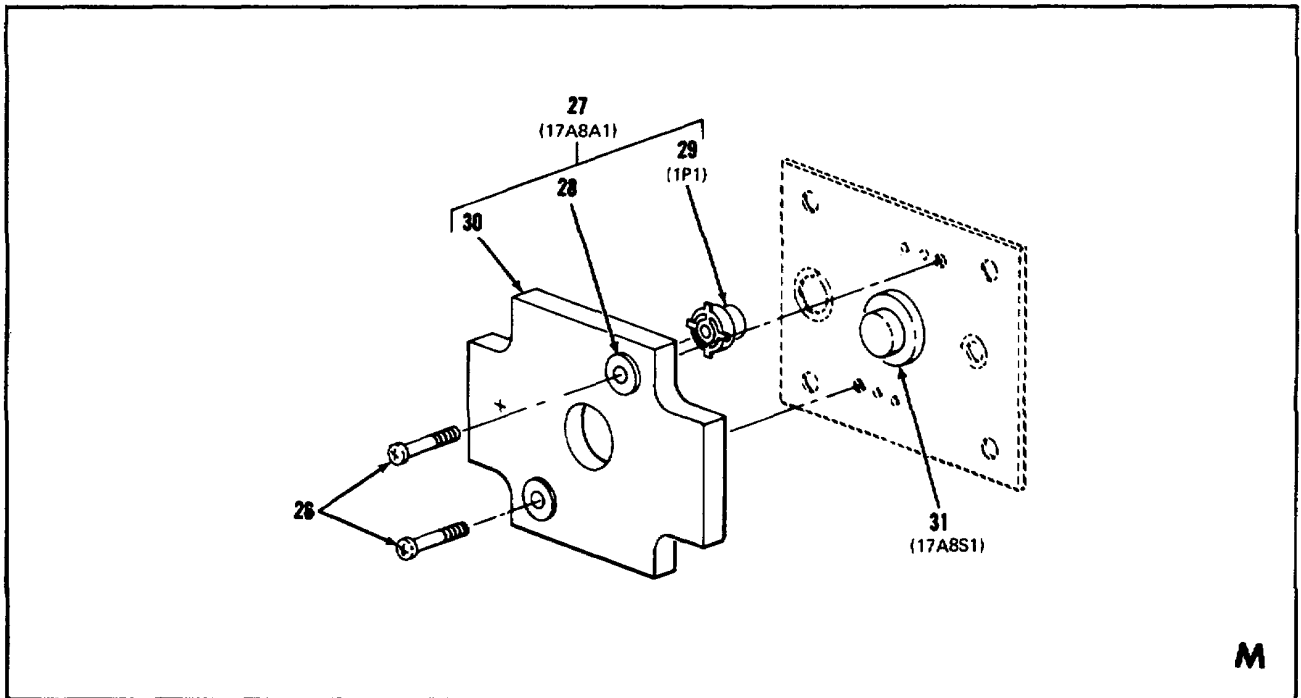
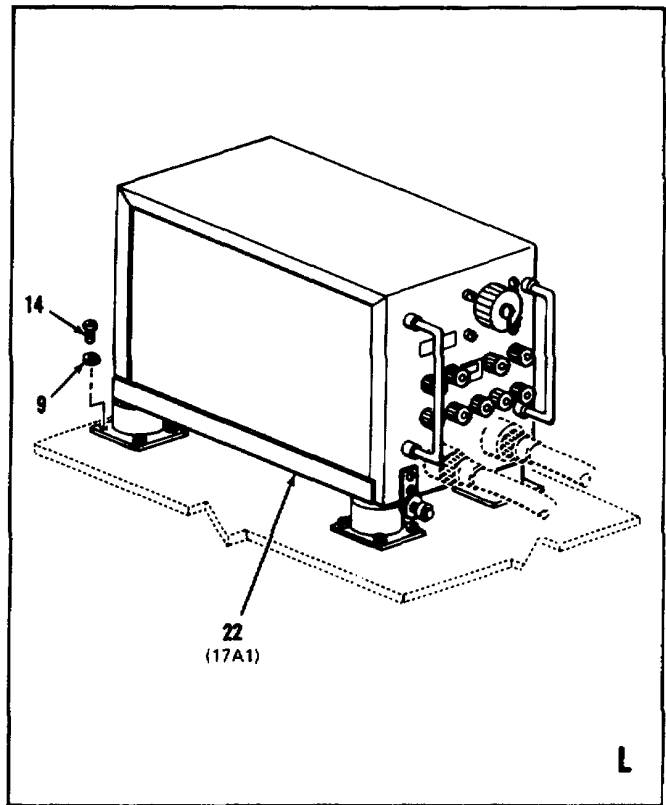
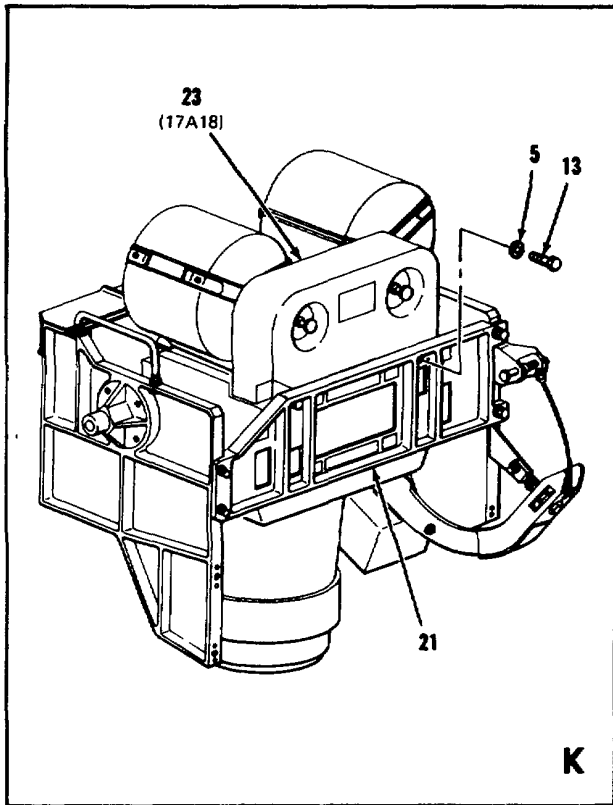
SECTION II REPAIR PARTS LIST



EL1510-204-20P:2-R1-15 ②

Figure 18. Group 17 Airborne Photographic Surveillance (Sheet 2 of 3)

SECTION II REPAIR PARTS LIST



EL1510-204-20P-2-R1-15 ③

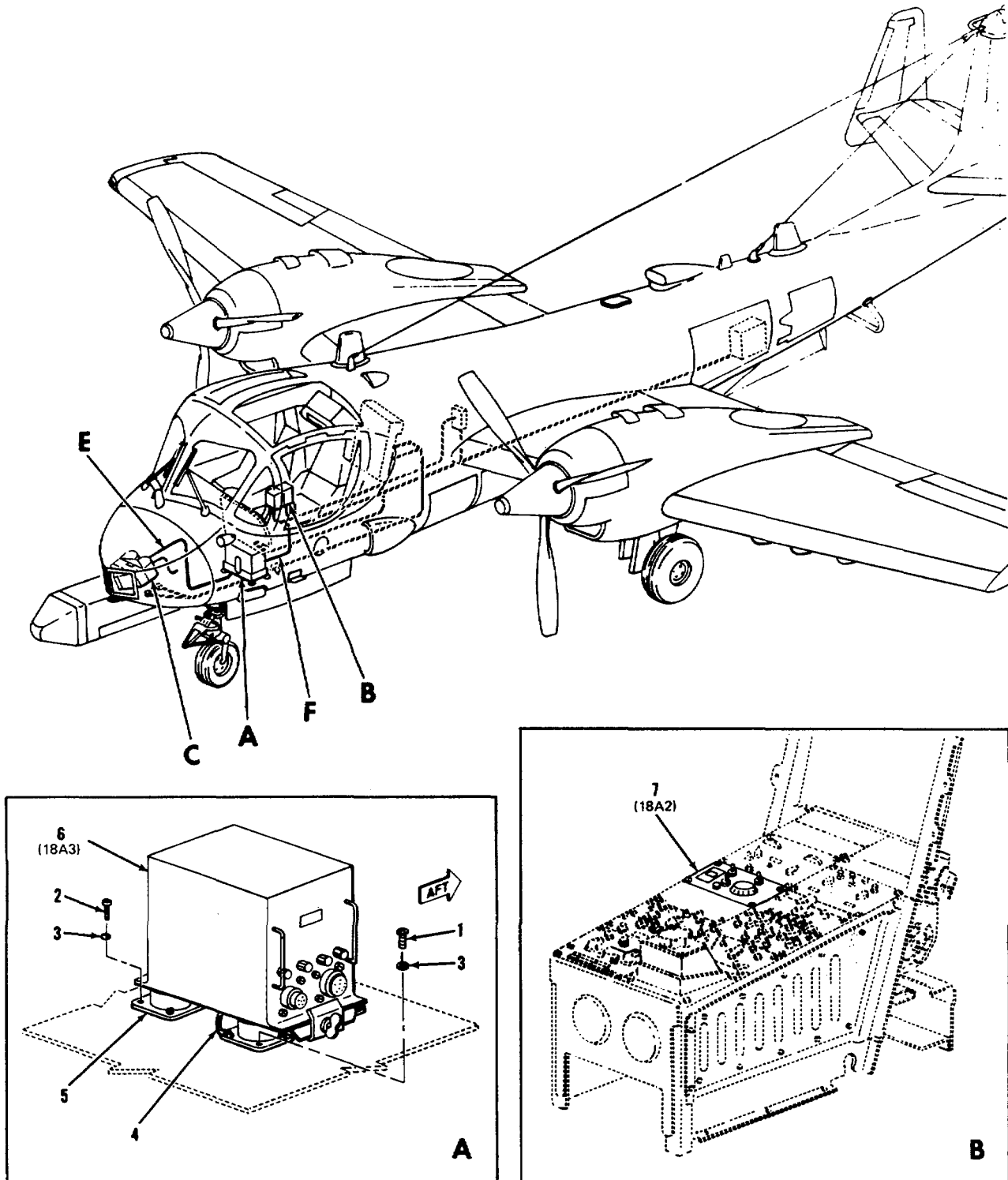
Figure 18. Group 17 Airborne Photographic Surveillance (Sheet 3 of 3)

SECTION II REPAIR PARTS LIST

TM 11-1510-204-20P-2

(1) ILLUSTRATION		(2)	(3)	(4)	(5)	(6)	(7)	(8)		
(a) FIG NO.	(b) ITEM NO.	SMR CODE	NATIONAL STOCK NUMBER	PART NUMBER	FSCM	DESCRIPTION Usable On Code	U/M	QTY INC IN UNIT		
18	29	PAOZZ	5935-00-016-4054	420HG	04211	CONNECTOR, PLUG	EA	1		
18	30	PAOZZ		134AVP81011-11	26512	PANEL, PLASTIC, INTEGRAL LIGHTING:	EA	1		
18	31	PAOZZ	5930-00-539-6611	MS25089-4G	96906	SWITCH, PUSHBUTTON: GROUP: 18 KA-60C FORWARD PHOTOGRAPHIC	EA	1		
N	19	1	PAOZZ	MS27039-0809	96906	SCREW, MACHINE:	EA	8		
N	19	2	PAOZZ	MS27039-0811	96906	SCREW, MACHINE:	EA	8		
N	19	3	PAOZZ	5310-00-184-8987	AN960D8L	88044	WASHER, FLAT:	EA	16	
	19	4	PAOZZ	1560-00-828-3311	134AV25516-15	26512	STRAP:	EA	1	
	19	5	PDOHD	1193D4	80058	MOUNT: GROUP: 1801 STILL PICTURE CAMERA KA-60C	EA	1		
	19	6	PDOHD	6720-00-890-7600	LA-412A	80058	PANORAMIC CAMERA CONTROL: (REFER TO TM 11-6720-242-12)	EA	1	
	19	7	PDOHD	6720-00-922-5803	LA-413A	858	PANORAMIC CAMERA CONTROL PANEL: (REFER TO TM 11-6720-242-12)	EA	1	
	19	8	PDOHD	6720-00-936-5430	KA-60(C)	80058	PANORAMIC CAMERA: (REFER TO TM 11-6720-424-12) GROUP: 1804 CABLE ASSEMBLIES	EA	1	
	19	9	PAOFF	5995-00-357-6024	134AV80332-5	26512	CABLE ASSEMBLY, CAMERA	EA	1	
C	19	10	PAOFF		134AV80333-5	26512	CABLE ASSEMBLY, CAMERA CONTROL: GROUP: 1805 CAMERA MOUNT YOKE ASSEMBLY	EA	1	
N	19	11	AFOFF		134B70304-771	26512	MOUNT AND YOKE ASSEMBLY:	9AC	EA	1
N	19	11	AFOFF		134B70304-1	26512	MOUNT AND YOKE ASSEMBLY:	9AD	EA	1
N	19	12	XDOZZ		AN502-10-8	88044	SCREW, MACHINE:	EA	16	
N	19	13	XDOZZ	5310-00-167-0834	AN960-10L	88044	WASHER, FLAT:	EA	16	
	19	14	XDOZZ		134B70309-11	26512	STRAP, GROUND:	EA	4	

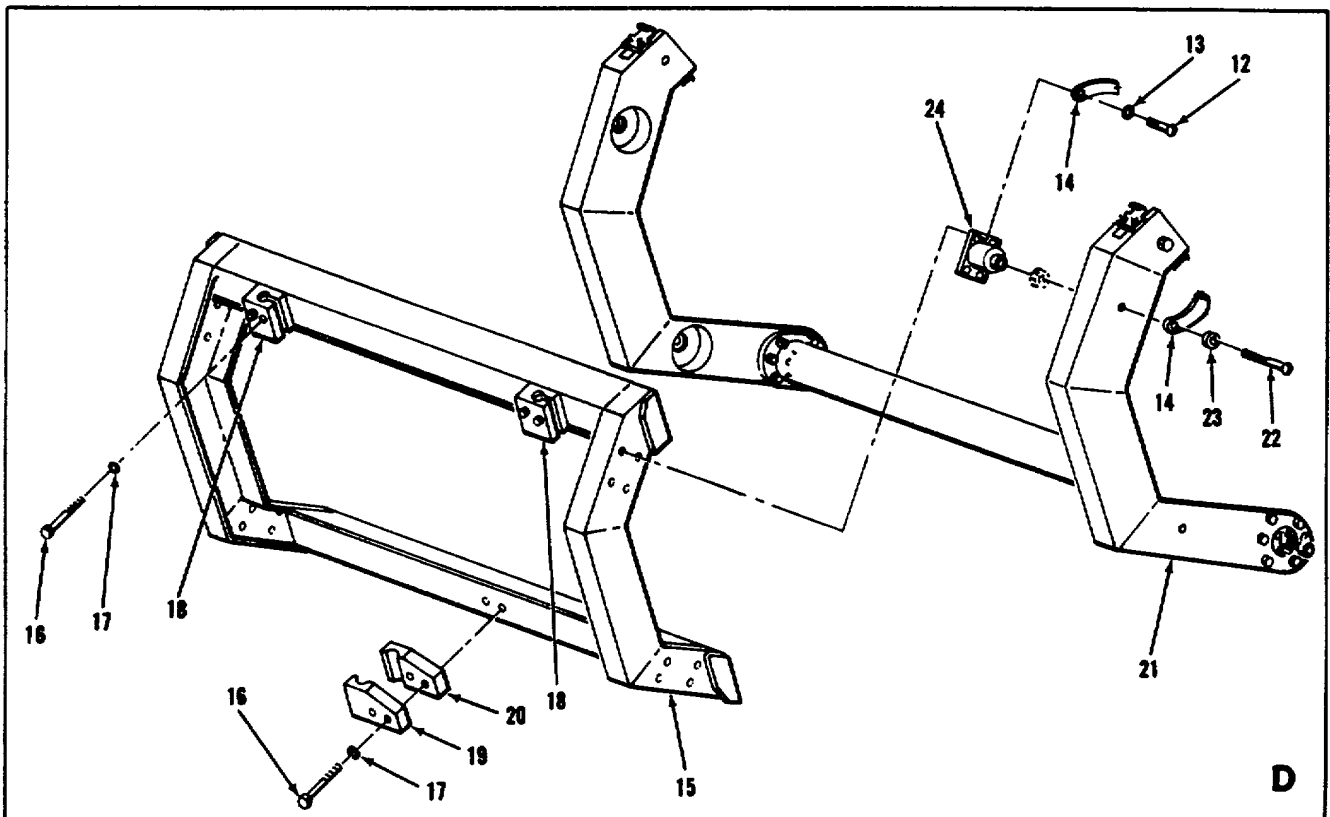
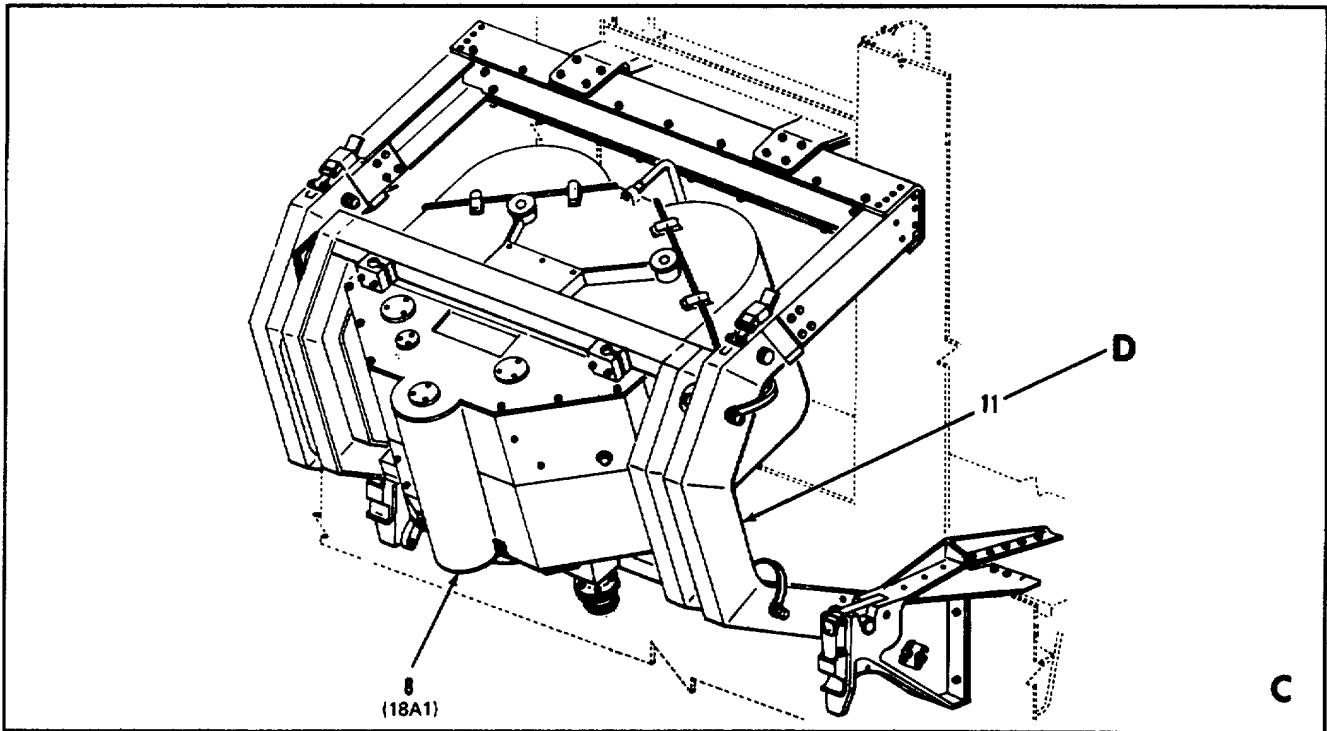
SECTION II REPAIR PARTS LIST



EL 1510-204-20P-2-R1-16 (1)

Figure 19. Group 18 KA-60C Forward Photographic (Sheet 1 of 3)

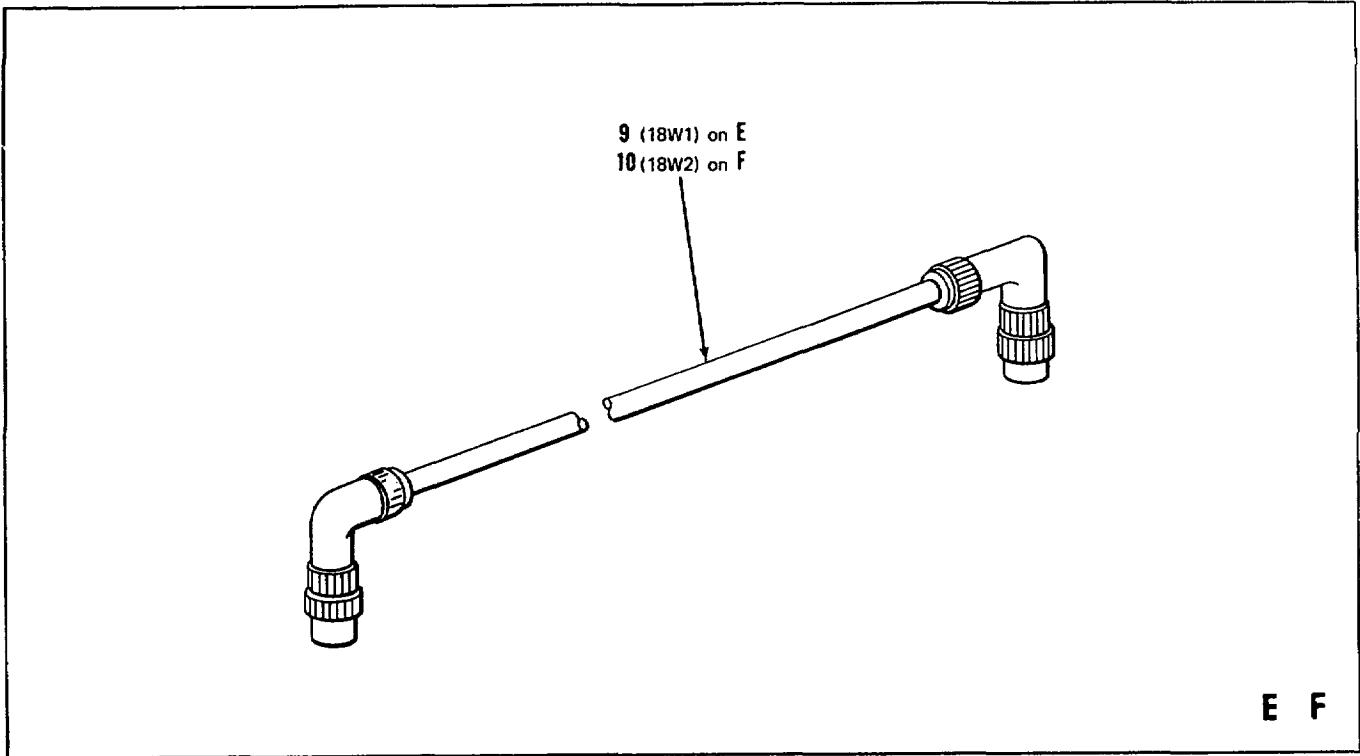
SECTION II REPAIR PARTS LIST



EL1510-204-20P-2-R1-16 (2)

Figure 19. Group 18 KA-60C Forward Photographic (Sheet 2 of 3)

SECTION II REPAIR PARTS LIST

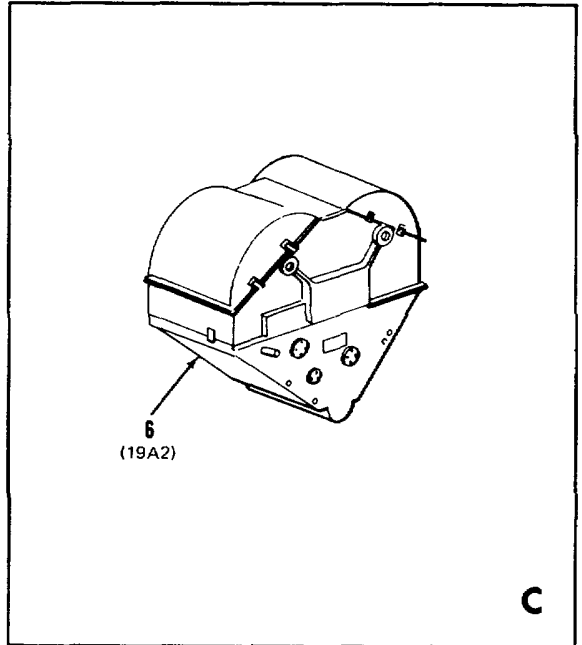
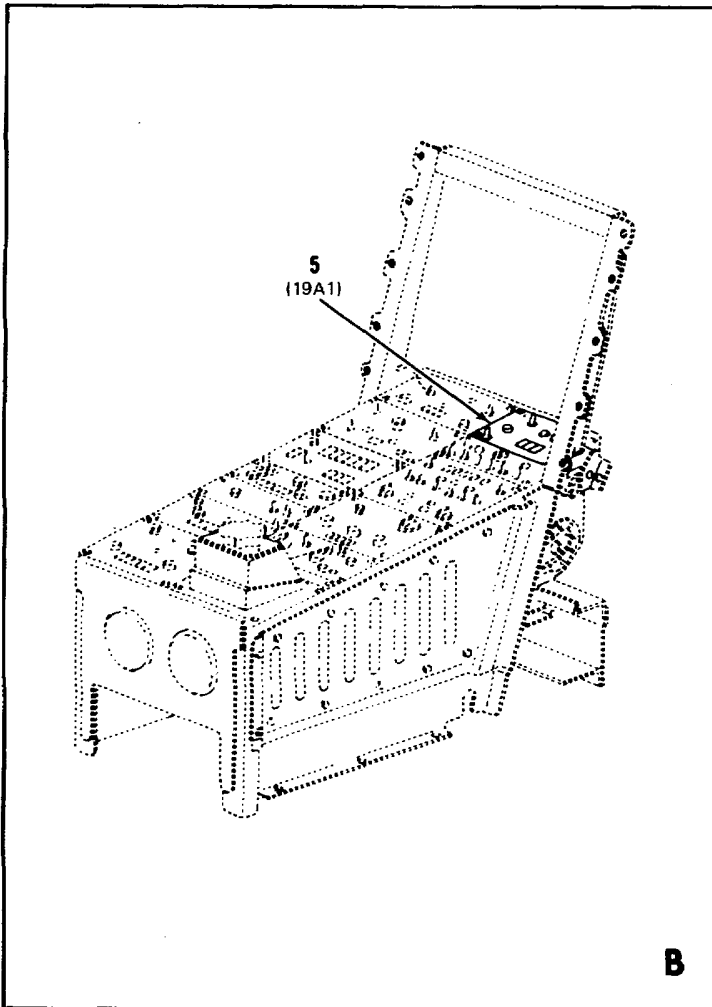
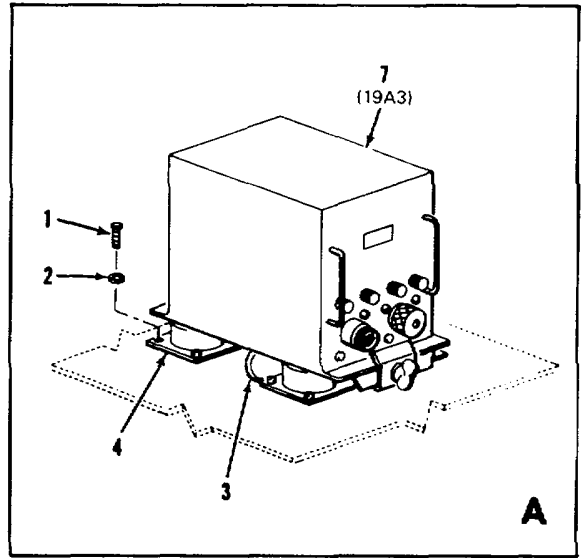
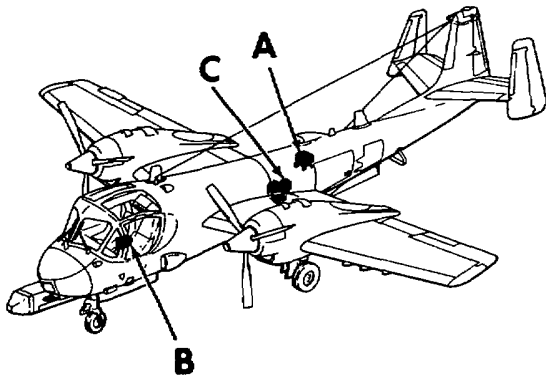


EL1510-204-20P-2-R1-16 (3)

Figure 19. Group 18 KA-60C Forward Photographic (Sheet 3 of 3)

	(1) ILLUSTRATION		(2) SMR CODE	(3) NATIONAL STOCK NUMBER	(4) PART NUMBER	(5) FSCM	(6) DESCRIPTION	(7) U/M	(8) QTY INC IN UNIT
	(a) FIG NO.	(b) ITEM NO.							
N	19	15	XDOZZ		134B70311-771	26512	MOUNT ASSEMBLY: 9AC	EA	1
N	19	15	XDOZZ		134B70311-1	26512	MOUNT ASSEMBLY: 9AD	EA	1
N	19	16	XDOZZ		MS20074-04-14	96906	BOLT, MACHINE:	EA	6
N	19	17	XDOZZ	5310-00-141-1795	AN960-416	88044	WASHER, FLAT:	EA	6
N	19	18	XDOZZ		134BM70304-1	26512	BLOCK:	EA	2
N	19	19	XDOZZ		134BM77006-13	26512	BLOCK: 9AC	EA	1
N	19	20	XDOZZ		134BM77006-15	26512	BLOCK: 9AC	EA	1
N	19	20	XDOZZ		134BM70304-1	26512	BLOCK: 9AD	EA	1
N	19	21	AFOFF		134B70301	26512	YOKE ASSEMBLY:	EA	1
N	19	22	XDOZZ		AN500A416-7	88044	SCREW, MACHINE:	EA	4
N	19	23	XDOZZ		AN960-416L	88044	WASHER, FLAT:	EA	4
N	19	24	XDOZZ		B44X50	81860	MOUNT, INSULATOR SHOCK: 9AC	EA	1

SECTION II REPAIR PARTS LIST



EL1510-204-20P-2 R1-17

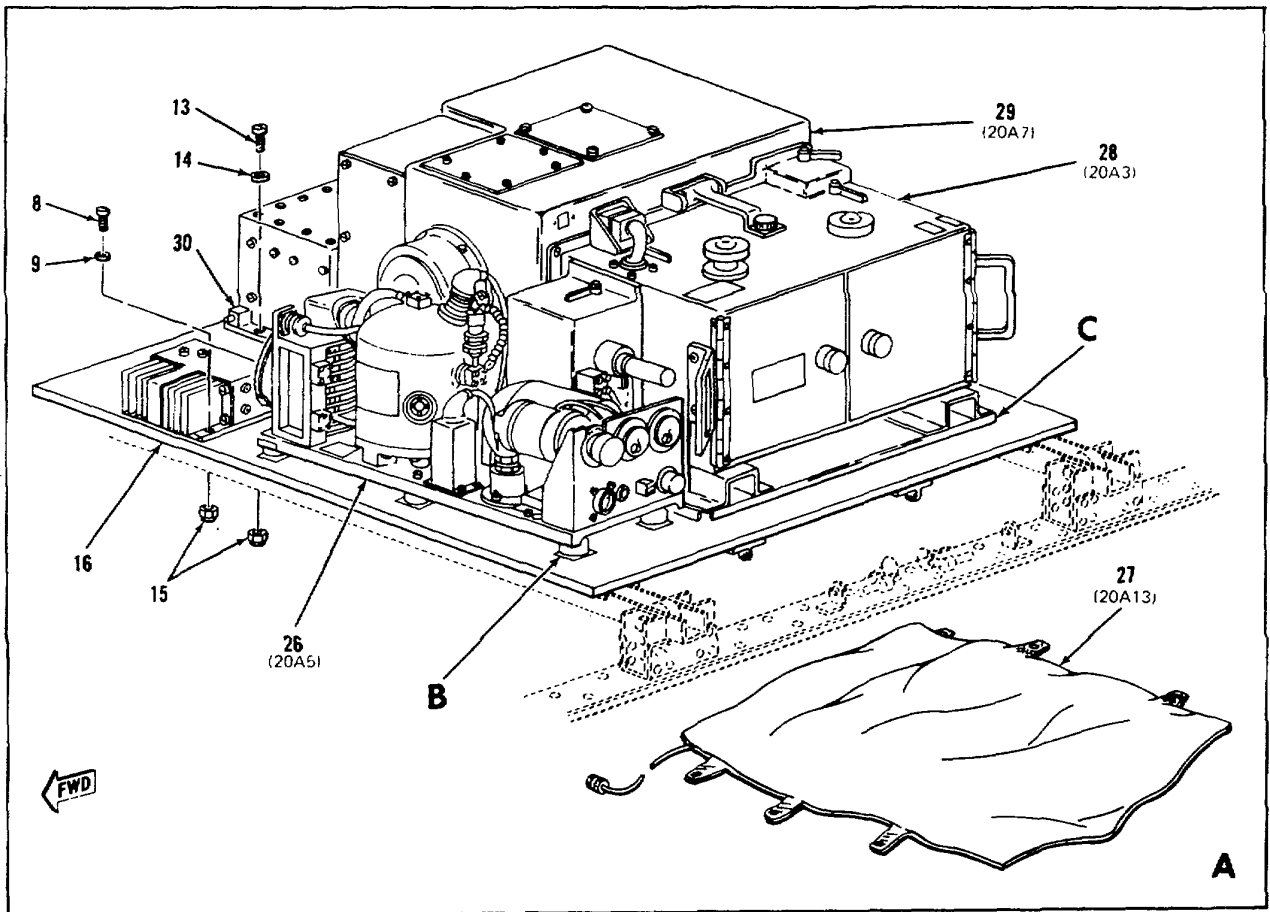
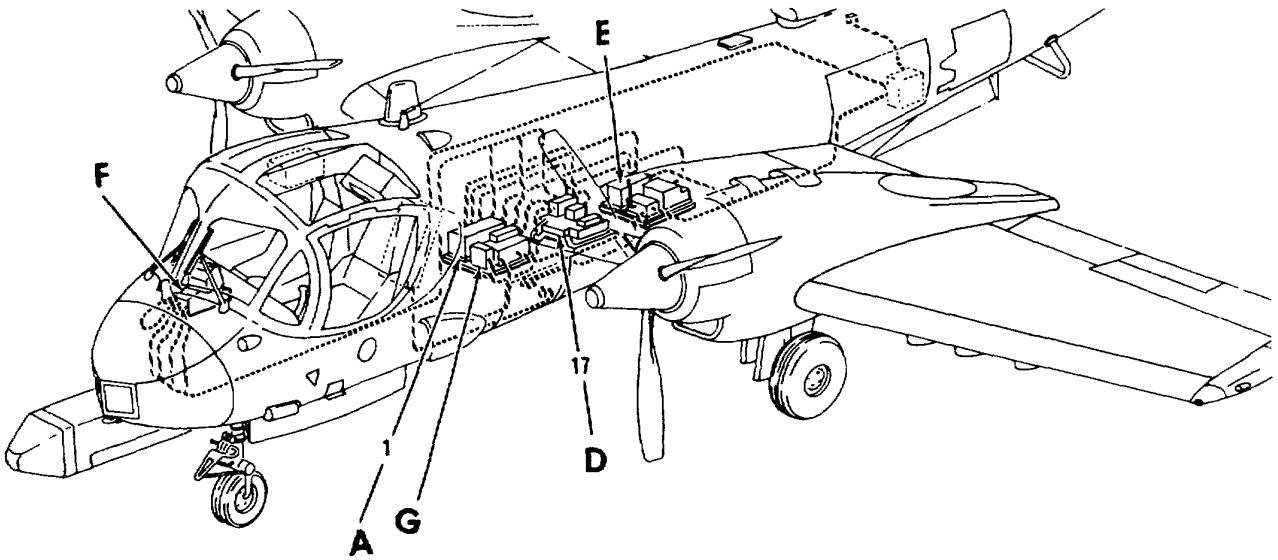
Figure 20. Group 19 KA-60C Vertical Photographic

SECTION II REPAIR PARTS LIST

TM 11-1510-204-20P-2

	(1) ILLUSTRATION		(2) SMR CODE	(3) NATIONAL STOCK NUMBER	(4) PART NUMBER	(5) FSCM	(6) DESCRIPTION Usable On Code	(7) U/M	(8) QTY INC IN UNIT	
	(a) FIG NO.	(b) ITEM NO.								
							GROUP: 19 KA-60C VERTICAL PHOTOGRAPHIC			
N	20	1	XDOZZ	5305-00-993-1848	MS35207-1848	96906	SCREW, MACHINE:	EA	16	
N	20	2	XDOZZ	5310-00-167-0752	AN960D10L	88044	WASHER, FLAT:	EA	16	
	20	3	PAOZZ	1560-00-828-3311	134AV25516-15	26512	STRAP, GROUND:	EA	1	
	20	4	PDOHD		1193D64		MOUNT:	EA	1	
							GROUP: 1901 STILL PICTURE CAMERA KA-60C			
	20	5	PDOHD	6720-00-922-5803	LA-413A	80058	PANORAMIC CAMERA CONTROL PANEL: (REFER TO TM 11-6720-242-12)	EA	1	
	20	6	PDOHD	6720-00-936-5430	KA-60(C)	80058	PANORAMIC CAMERA: (REFER TO TM 11-6720-242-12)	EA	1	
	20	7	PDOHD	6720-00-890-7600	LA-412A	80058	PANORAMIC CAMERA CONTROL: (REFER TO TM 11-6720-242-12)	EA	1	
							GROUP: 20 INFRARED			
C	21	1	AFOFF		134AV81302-43	26512	PALLET ASSEMBLY, FORWARD INFRARED:	9AA	EA	1
N	21	1	AFOFF		134AV83302-31	26512	PALLET ASSEMBLY, FORWARD INFRARED:	9AB	EA	1
N	21	2	XDOZZ		MS35207-249	96906	SCREW, MACHINE:	EA	9	
N	21	3	XDOZZ	5310-00-184-8987	AN960D8L	88044	WASHER, FLAT:	EA	9	
N	21	4	XDOZZ		MS21042-08	96906	NUT, SELF-LOCKING:	EA	9	
N	21	5	XDOZZ		MS24693-32	96906	SCREW, MACHINE:	EA	3	
N	21	6	XDOZZ	5310-00-184-8988	AN960D6L	88044	WASHER, FLAT:	EA	3	
N	21	7	XDOZZ	5310-00-807-1472	MS21042L06	96906	NUT, SELF-LOCKING:	EA	3	
N	21	8	XDOZZ		MS35206-226	96906	SCREW, MACHINE:	EA	2	
N	21	9	XDOZZ	5310-00-184-8988	AN960D6L	88044	WASHER, FLAT:	EA	2	
N	21	10	XDOZZ		MS21042-4	96906	NUT, SELF-LOCKING:	EA	4	
N	21	11	XDOZZ	5310-00-141-1795	AN960-416	88044	WASHER, FLAT:	EA	4	
N	21	12	XDOZZ		134AVP81038-11	26512	SPACER:	EA	4	
N	21	13	XDOZZ		MS27039-1-14	96906	SCREW, MACHINE:	EA	64	
N	21	14	XDOZZ		AN960-10	88044	WASHER, FLAT:	EA	64	
N	21	15	XDOZZ		MS21042-3	96906	NUT, SELF-LOCKING:	EA	64	
C	21	16	AFOFF		134FH80007-7	26512	PALLET ASSEMBLY:(REFER TO FIGURE 34 FOR BREAKDOWN)	EA	1	

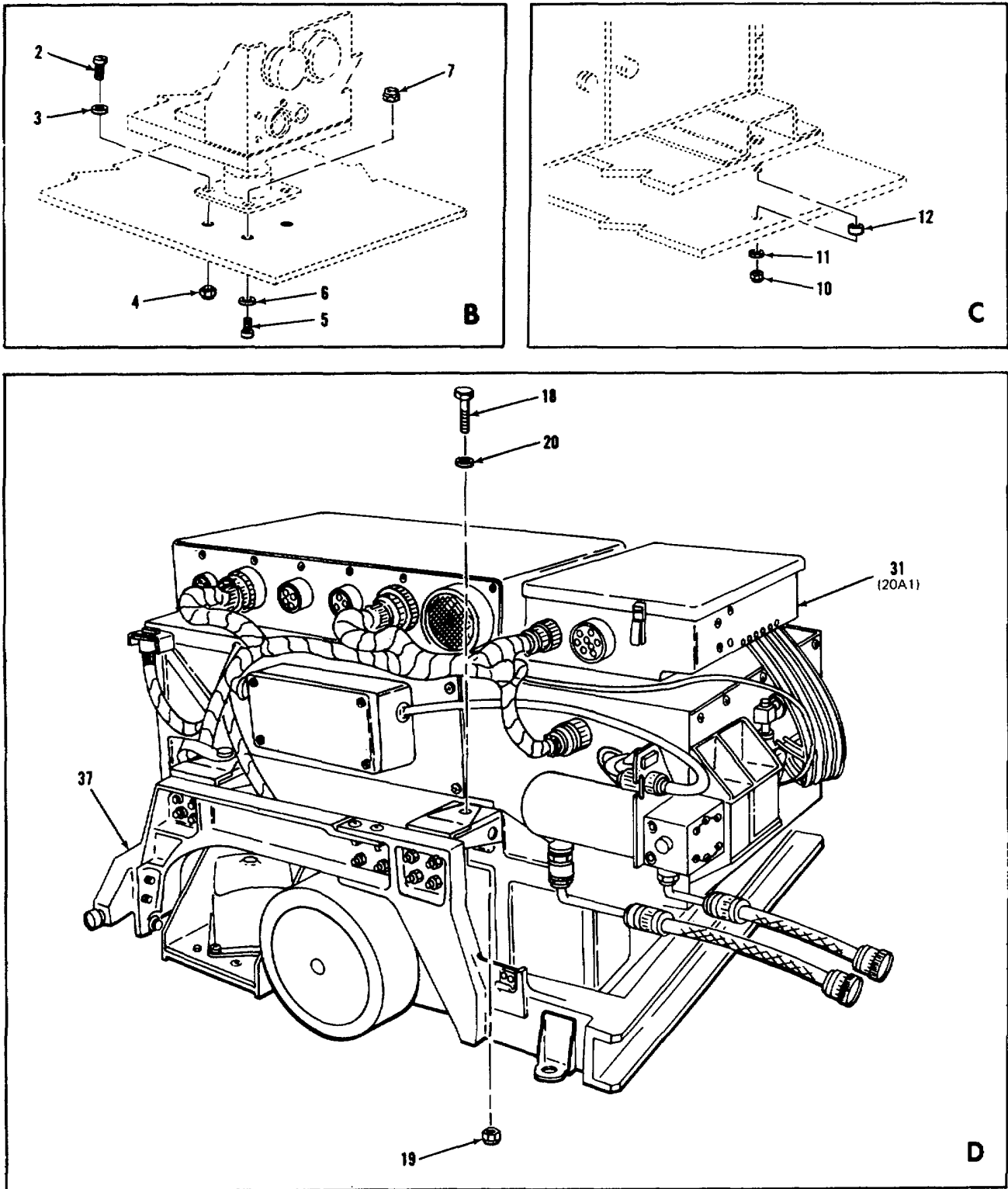
SECTION II REPAIR PARTS LIST



EL1510-204-20P-2-R1 18 ①

Figure 21. Group 20 Infrared (Sheet 1 of 3)

SECTION II REPAIR PARTS LIST



EL1510 204-20P-2 R1 18 ②

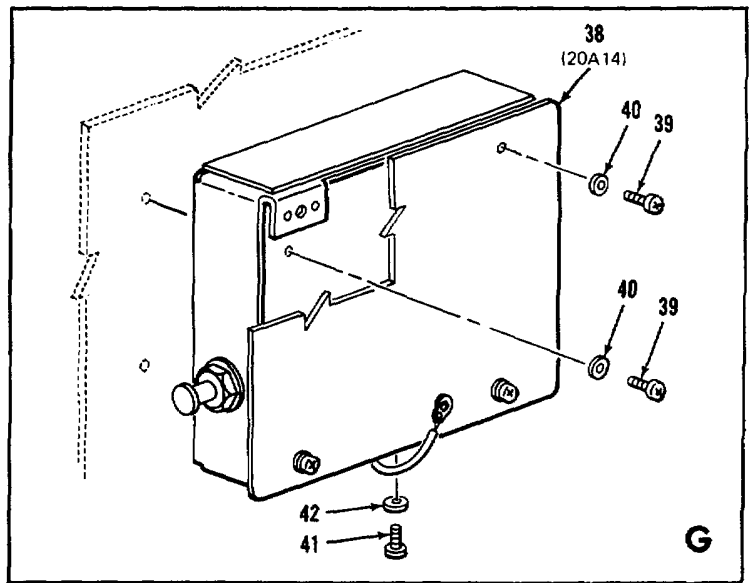
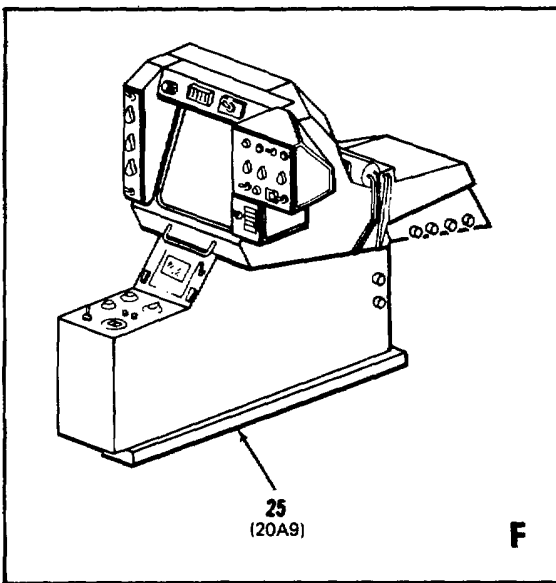
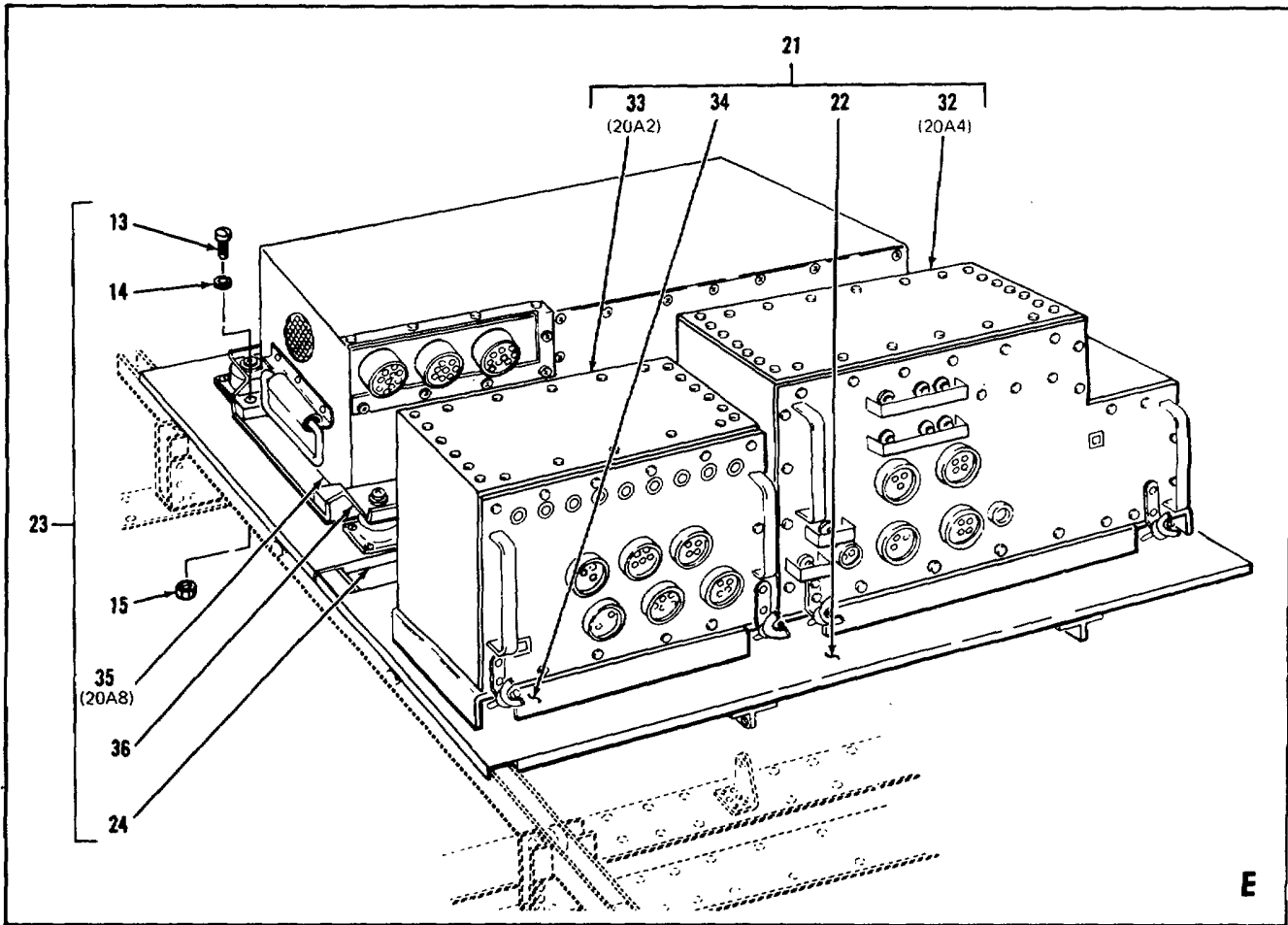
Figure 21. Group 20 Infrared (Sheet 2 of 3)

SECTION II REPAIR PARTS LIST

TM 11-1510-204-20P-2

	(1) ILLUSTRATION		(2) SMR CODE	(3) NATIONAL STOCK NUMBER	(4) PART NUMBER	(5) FSCM	(6) DESCRIPTION Usable On Code	(7) U/M	(8) QTY INC IN UNIT
	(a) FIG NO.	(b) ITEM NO.							
C	21	17	AFOFF		134AV81302-33	26512	PALLET ASSEMBLY, MID INFRARED: 9AA	EA	1
N	21	17	AFOFF		134AV83302-33	26512	PALLET ASSEMBLY, MID INFRARED: 9AB	EA	1
N	21	18	XDOZZ		NAS1306-20	80205	BOLT, MACHINE:	EA	4
N	21	19	XDOZZ		MS21042-6	96906	NUT, SELF-LOCKING:	EA	4
N	21	20	XDOZZ	5310-00-167-1726	AN960D616	88044	WASHER, FLAT:	EA	4
	21	21	AFOFF		134AV81302-37	26512	PALLET ASSEMBLY, LEFT AFT INFRARED: 9AA	EA	1
N	21	21	AFOFF		134AV83302-37	26512	PALLET ASSEMBLY, LEFT AFT INFRARED: 9AB	EA	1
	21	22	AFOFF		134FH80005-5	26512	PALLET ASSEMBLY: (REFER TO FIGURE 35 FOR BREAKDOWN)	EA	1
C	21	23	AFOFF		134AV81302-35	26512	PALLET ASSEMBLY, RIGHT AFT INFRARED: 9AA	EA	1
N	21	23	AFOFF		134AV83302-35	26512	PALLET ASSEMBLY, RIGHT AFT INFRARED: 9AB	EA	1
	21	24	AFOFF		134FH80006-5	26512	PALLET ASSEMBLY: (REFER TO FIGURE 36 FOR BREAKDOWN)	EA	1
							GROUP: 2001 INFRARED DETECTING SET AN/AAS-24		
	21	25	PDOHD	5805-00-465-1690	OK-138/AAS-24	80058	CONTROL INDICATOR GROUP:	EA	1
	21	26	PDOHD	5855-00-466-0155	HD-841/AAS-24	80058	CRYOGENIC REFRIGERATOR LIQUID COOLER:	EA	1
N	21	27	PAOZZ		MX-8539/AAS-24	80058	ELECTRICALLY HEATED BLANKET, RECORDER GROUP:	EA	1
	21	28	PDOHD	5850-00-763-4713	OA-8511/AAS-24	80058	INFRARED RECORDER GROUP:	EA	1
	21	29	PDOHD	5850-00-466-2018	MX-8358/AAS-24	80058	ELECTRONIC SCAN CONVERTER:	EA	1
	21	30	PDOHD	5850-00-402-2227	MT-4158/AAS-24	80058	MOUNT:	EA	1
	21	31	PDOOF	5850-00-460-3987	R-1615/AAS-24	80058	INFRARED RECEIVER:	EA	1
	21	32	PDOHD	5850-00-466-2019	PP-6270/AAS-24	80058	POWER SUPPLY:	EA	1
	21	33	PDOHD	5850-00-466-0154	MX-8357/AAS-24	80058	DETECTING SET ASSEMBLY:	EA	1
	21	34	PDOHD	5850-00-402-2228	MT-4157/AAS-24	80058	MOUNT:	EA	1
	21	35	PDOHD	5850-00-466-0153	CV-2666/AAS-24	80058	VIDEO CONVERTER:	EA	1
	21	36	PDOHD	5850-00-481-3681	MT-4159/AAS-24	80058	MOUNT:	EA	1
	21	37	PDOHD		134F80332-1	26512	MOUNT ASSEMBLY, INFRARED RECEIVER: (REFER TO FIGURE 23 FOR BREAKDOWN)	EA	1
N	21	38	PAOFF		134AV91644-1	26512	JUNCTION PANEL, IR HEATER:	EA	1
N	21	39	PAOZZ	5305-00-984-6192	MS35206-244	96906	SCREW, MACHINE:	EA	7
N	21	40	PAOZZ	5310-00-184-8987	AN960D8L	88044	WASHER, FLAT:	EA	7
N	21	41	PAOZZ		MS35206-229	96906	SCREW, MACHINE:	EA	1
N	21	42	PAOZZ	5310-00-184-8988	AN960D6L	88044	WASHER, FLAT:	EA	1

SECTION II REPAIR PARTS LIST



EL1510-204-20P-2 R1 18 ③

Figure 21. Group 20 Infrared (Sheet 3 of 3)

SECTION II REPAIR PARTS LIST

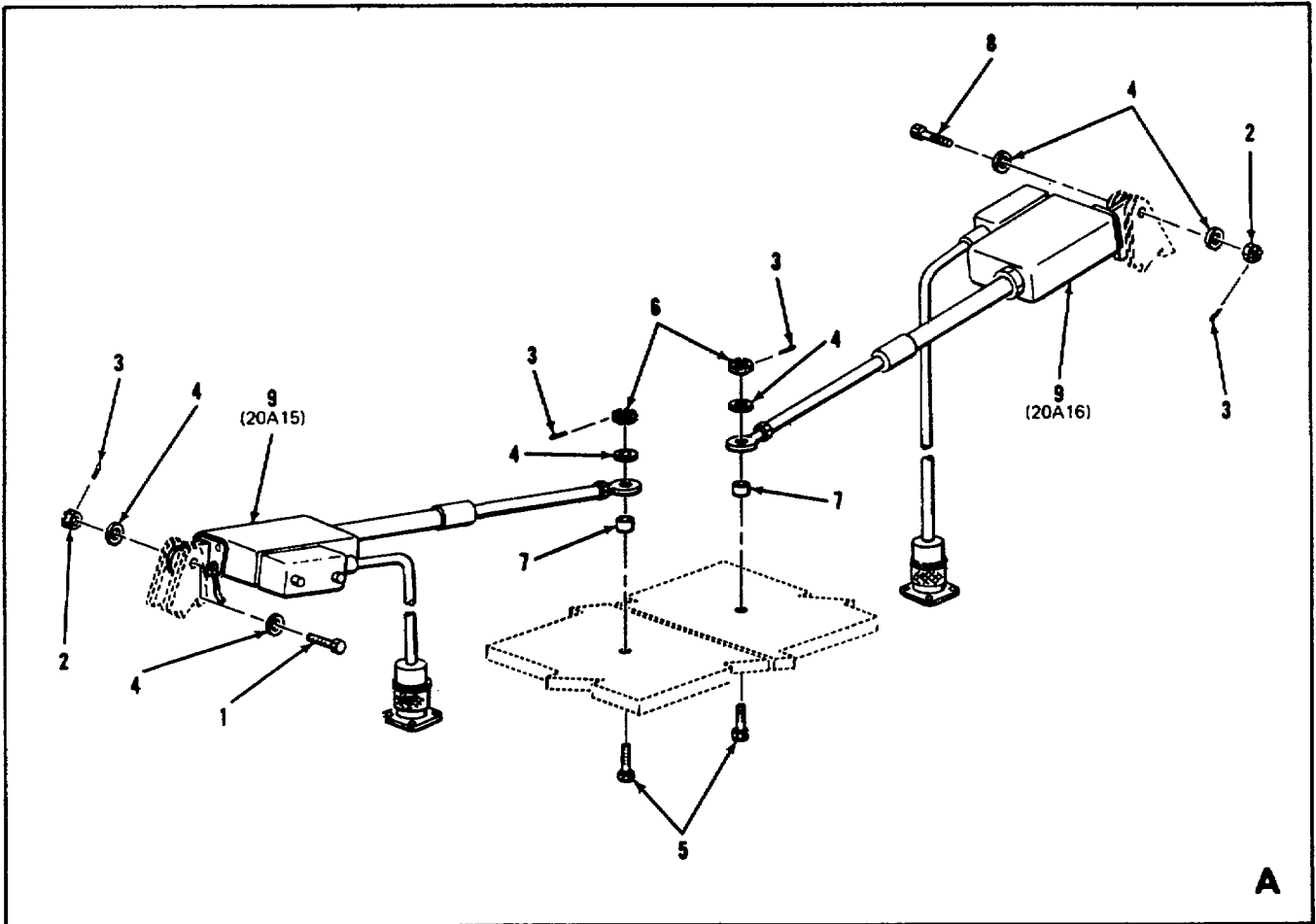
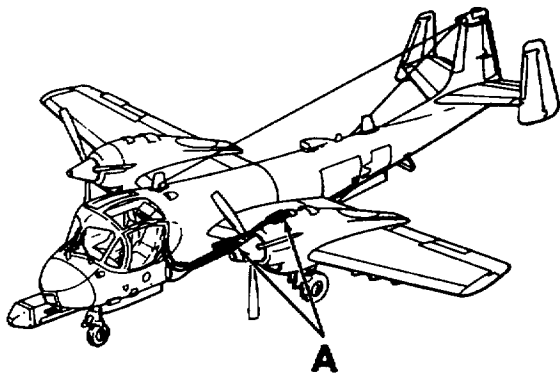


Figure 22. Group 2004 Mechanism Installation

SECTION II REPAIR PARTS LIST

TM 11-1510-204-20P-2

	(1) ILLUSTRATION		(2) SMR CODE	(3) NATIONAL STOCK NUMBER	(4) PART NUMBER	(5) FSCM	(6) DESCRIPTION Usable On Code	(7) U/M	(8) QTY INC IN UNIT
	(a) FIG NO.	(b) ITEM NO.							
							GROUP: 2004 MECHANISM INSTALLATION		
C	22	1	XDOZZ		NAS1304-7D	80205	BOLT, SHEAR:	EA	1
	22	2	PAOZZ	5310-00-167-1285	AN310-4	88044	NUT, CASTLE:	EA	2
	22	3	PAOZZ	5315-00-058-3832	MS24665-155	96906	PIN, COTTER:	EA	4
	22	4	PAOZZ	5310-00-167-0740	AN960D416	88044	WASHER, FLAT:	EA	6
C	22	5	XDOZZ		NAS1204-16	80205	BOLT, MACHINE:	EA	2
	22	6	PAOZZ	5310-00-176-8108	AN320-4	88044	NUT, CASTLE:	EA	2
	22	7	XDOZZ		NAS43DD4-16	80205	SPACER:	EA	2
C	22	8	XDOZZ		NAS1304-15D	80205	BOLT, SHEAR:	EA	1
	22	9	PAODD	5850-00-351-2958	DL1326M125	07006	ACTUATOR ASSEMBLY:	EA	2
							GROUP: 2005 INFRARED RECEIVER MOUNT ASSEMBLY		
N	23	1	XDOZZ		134F80009-13	26512	DECALCOMANIA:	EA	1
N	23	2	PAOZZ	5305-00-639-7249	NAS583-7	80205	BOLT, MACHINE:	EA	4
N	23	3	PAOZZ	5310-00-807-1474	MS21042L3	96906	NUT, SELF-LOCKING:	EA	28
N	23	4	PAOZZ	5310-00-660-2215	NAS620A10L	80205	WASHER, FLAT:	EA	56
N	23	5	PAOZZ	5305-00-824-6228	NAS1218-3-7P	80205	BOLT, MACHINE:	EA	11
N	23	6	PAOZZ	5305-00-639-7247	NAS583-6	80205	BOLT, MACHINE:	EA	5
N	23	7	PAOZZ	5305-00-824-6212	NAS1218-3-6P	80205	BOLT, MACHINE:	EA	4
N	23	8	XDOZZ		134FM80049-11	26512	FITTING, SUPPORT:	EA	4
N	23	9	PAOZZ	5310-00-807-1477	MS21042L6	96906	NUT, SELF-LOCKING:	EA	2
N	23	10	PAOZZ	5310-00-167-1726	AN960D616	88044	WASHER, FLAT:	EA	2
N	23	11	XDOZZ		134FM80032-11	26512	PIN, SHEAR:	EA	2
N	23	12	PAOZZ	5310-00-176-8108	AN320-4	88044	NUT, CASTLE:	EA	2
N	23	13	PAOZZ	5315-00-854-6476	MS24665-153	96906	PIN, COTTER:	EA	2
N	23	14	PAOZZ	5310-00-167-0740	AN960D416	88044	WASHER, FLAT:	EA	4
N	23	15	PAOZZ	5310-00-167-0754	AN960D416L	88044	WASHER, FLAT:	EA	4
N	23	16	XDOZZ		NAS562-4-5	80205	CAM FOLLOWER, BEARING:	EA	2
N	23	17	XDOZZ		HL18PB5-8	73197	BOLT, SHEAR HEAD:	EA	3
N	23	18	XDOZZ		HL70-5	73197	NUT, TORQUE-OFF HEXAGON:	EA	35
N	23	19	XDOZZ		HL18PB5-4	73197	BOLT, SHEAR HEAD:	EA	14
N	23	20	XDOZZ		134FM80047-11	26512	FITTING, MOUNT:	EA	1

SECTION II REPAIR PARTS LIST

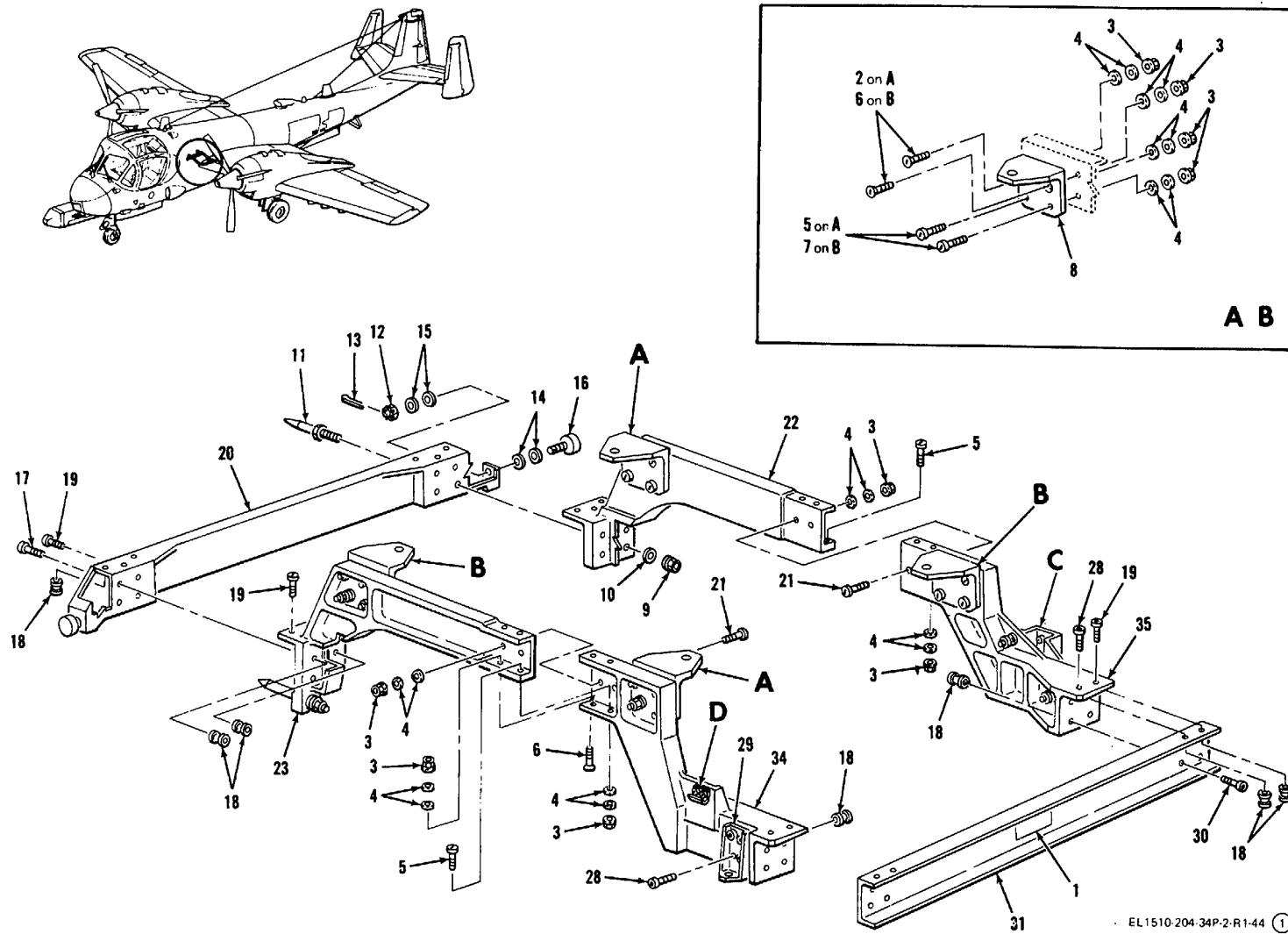
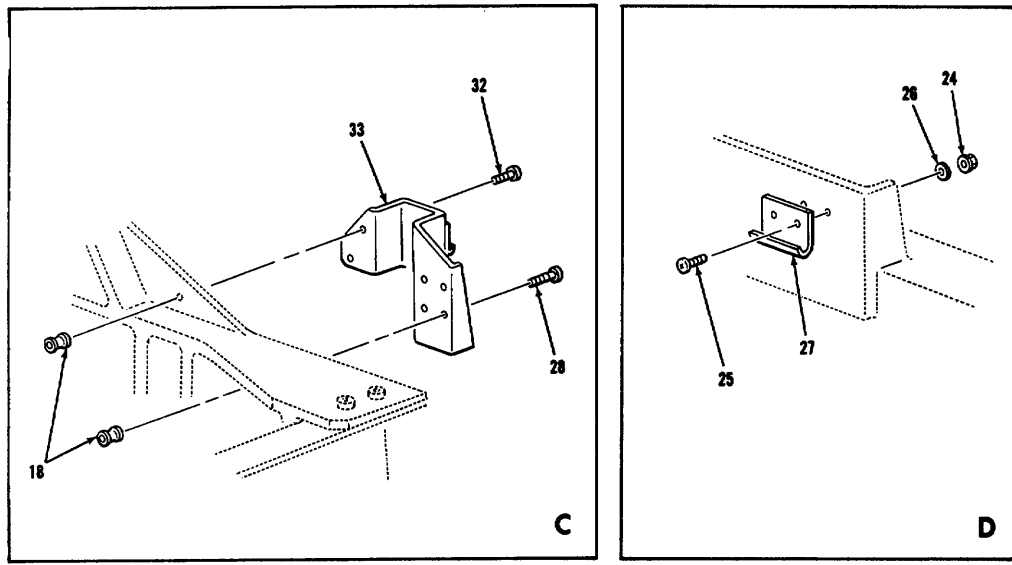


Figure 23. Group 2005 Infrared Receiver Mount Assembly (Sheet 1 of 2)

SECTION II REPAIR PARTS LIST



EL1510-204-34P-2-R1-44 ②

Figure 23. Group 2005 Infrared Receiver Mount Assembly (Sheet 2 of 2)

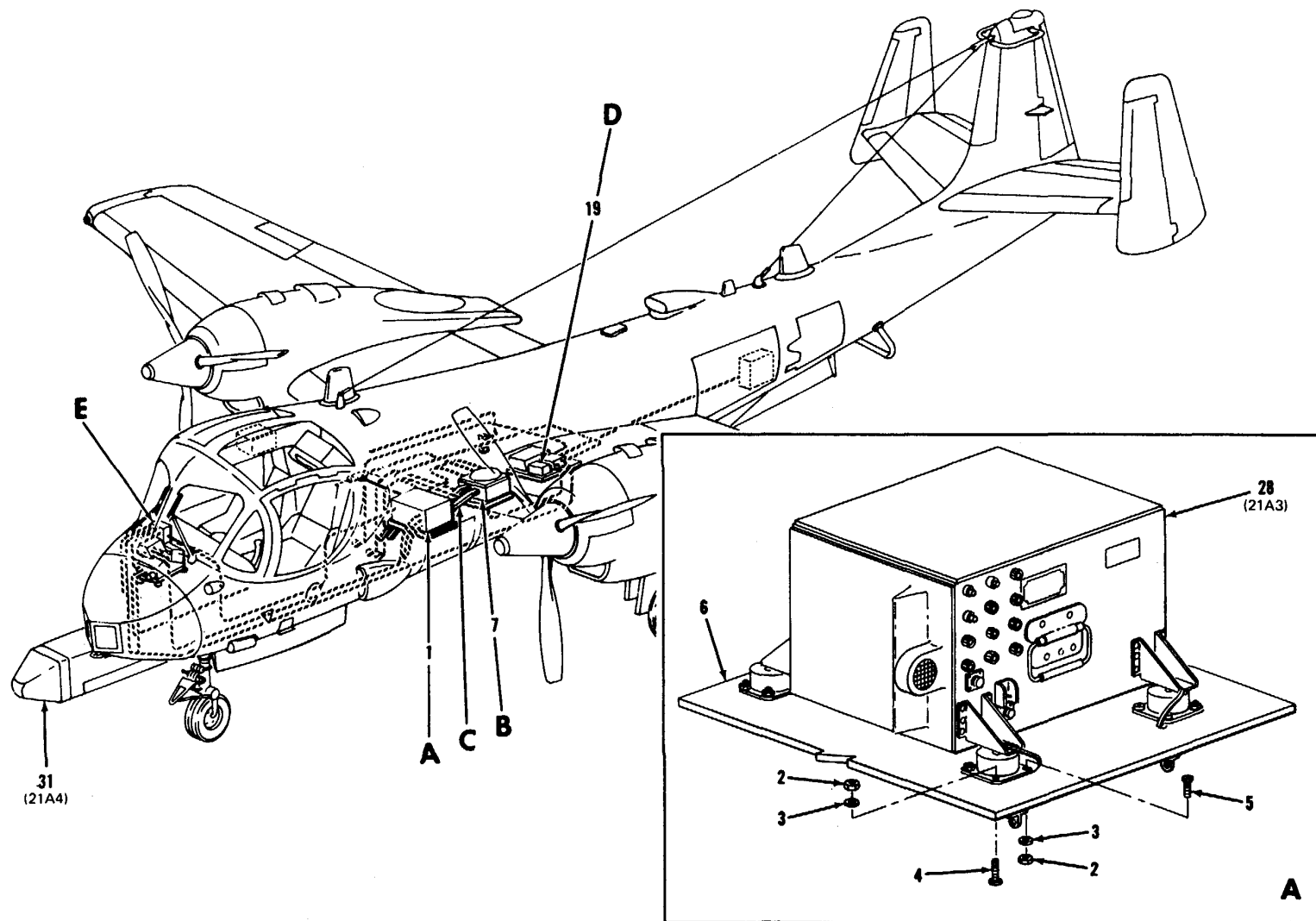
	(1) ILLUSTRATION		(2) SMR CODE	(3) NATIONAL STOCK NUMBER	(4) PART NUMBER	(5) FSCM	(6) DESCRIPTION Usable On Code	(7) U/M	(8) QTY INC IN UNIT
	(a) FIG NO.	(b) ITEM NO.							
N	23	21	PAOZZ	5305-00-949-6186	NAS1218-3-3P	80205	BOLT, MACHINE:	EA	4
N	23	22	XDOZZ		134FM80048-11	26512	FITTING, MOUNT:	EA	1
N	23	23	XDOZZ		134FM80046-11	26512	FITTING, MOUNT:	EA	1
N	23	24	PAOZZ	5310-00-807-1472	MS21042L06	96906	NUT, SELF-LOCKING:	EA	4
N	23	25	PAOZZ	5305-00-984-4989	MS35206-229	96906	SCREW, MACHINE:	EA	4
N	23	26	PAOZZ	5310-00-622-9531	NAS620-6	80205	WASHER, FLAT:	EA	4
N	23	27	PAOZZ	5340-00-981-6705	51L7-1AA	71286	HOOK, SUPPORT:	EA	2
N	23	28	XDOZZ		HL18PB5-5	73197	BOLT, SHEAR HEAD:	EA	9
N	23	29	XDOZZ		134FM80050-11	26512	BRACKET, PIN:	EA	1
N	23	30	XDOZZ		HL18PB5-6	73197	BOLT, SHEAR HEAD:	EA	8
N	23	31	XDOZZ		134F80333-11	26512	CHANNEL:	EA	1
N	23	32	XDOZZ		HL18PB5-3	73197	BOLT, SHEAR HEAD:	EA	1
N	23	33	XDOZZ		134FM80051-11	26512	BRACKET, PIN:	EA	1
N	23	34	XDOZZ		134FM80044-11	26512	FITTING, MOUNT:	EA	1
N	23	35	XDOZZ		134FM80045-11	26512	FITTING, MOUNT:	EA	1

SECTION II REPAIR PARTS LIST

TM 11-1510-204-20P-2

(1) ILLUSTRATION		(2)	(3)	(4)	(5)	(6)	(7)	(8)
(a) FIG NO.	(b) ITEM NO.	SMR CODE	NATIONAL STOCK NUMBER	PART NUMBER	FSCM	DESCRIPTION Usable On Code	U/M	QTY INC IN UNIT
C	24	1	A000F		134AV81302-45	26512	GROUP: 21 SIDE LOOKING AIRBORNE RADAR PALLET ASSEMBLY, SLAR FORWARD:	9AA EA 1
N	24	1	A000F		134AF83303-21	26512	PALLET ASSEMBLY, SLAR FORWARD:	9AB EA 1
N	24	2	XDOZZ	5310-00-807-1474	MS21042L3	96906	NUT, SELF-LOCKING:	EA 52
N	24	3	XDOZZ	5310-00-167-0752	AN960D10L	88044	WASHER, FLAT:	EA 52
N	24	4	XDOZZ		MS24694-5	96906	SCREW, MACHINE:	EA 4
N	24	5	XDOZZ	5304-00-993-1851	MS35206-267	96906	SCREW, MACHINE:	EA 32
C	24	6	A000F		134FH80007-7	26512	PALLET ASSEMBLY, FORWARD SLAR: (REFER TO FIGURE 34 FOR BREAKDOWN)	EA 1
C	24	7	A000F		134AV81302-27	26512	PALLET ASSEMBLY, SLAR MID:	9AA EA 1
N	24	7	A000F		134AV83302-23	26512	PALLET ASSEMBLY, SLAR MID:	9AB EA 1
N	24	8	PAOZZ	5305-00-989-7434	MS35206-263	26512	SCREW, MACHINE:	EA 16
	24	9	PAOZZ	5310-00-807-1473	MS21042L08	96906	NUT, SELF-LOCKING:	EA 5
	24	10	PAOZZ	5310-00-184-8987	AN960D8L	88044	WASHER, FLAT:	EA 8
	24	11	PAOZZ	5305-00-984-6193	MS35206-245	96906	SCREW, MACHINE:	EA 6
N	24	12	PAOZZ		MS35206-253	96906	SCREW, MACHINE:	EA 1
N	24	13	AFOFF		134AV81700-1	26512	BRACKET ASSEMBLY, WAVEGUIDE:	EA 1
N	24	14	PAOZZ		MS35206-248	96906	SCREW, MACHINE:	EA 1
N	24	15	PAOZZ	5305-00-984-6191	MS35206-243	96906	SCREW, MACHINE:	EA 1
N	24	16	AFOFF		134B80013-9	26512	BRACKET ASSEMBLY, WAVEGUIDE:	EA 1
	24	17	PAOFF		49443	81482	WAVEGUIDE ASSEMBLY:	EA 1
	24	18	PAOFF		49442	81482	WAVEGUIDE ASSEMBLY:	EA 1
	24	19	AFOFF		134AV81302-29	26512	PALLET ASSEMBLY, SLAR AFT:	9AA EA 1
N	24	19	AFOFF		134AV81302-25	26512	PALLET ASSEMBLY, SLAR AFT:	9AB EA 1
	24	20	AFOFF		134F80064-1	26512	SUPPORT ASSEMBLY:	EA 1
	24	21	AFOFF		134FH80005-5	26512	PALLET ASSEMBLY: (REFER TO FIGURE 35 FOR BREAKDOWN)	EA 1
	24	22	AFOFF		134FH80006-5	26512	PALLET ASSEMBLY: (REFER TO FIGURE 36 FOR BREAKDOWN)	EA 1
	24	23	PDOHD	5841-00-179-8507	R0-352/APS-94D	80058	GROUP: 2101 RADAR SURVEILLANCE SET AN/APS-94D RADAR MAPPING RECORDER-PROCESSOR VIEWER:	EA 1
	24	24	PDOHD	5841-00-179-8505	IP-923/APS-94D	80058	RADAR TARGET INDICATOR:	EA 1
	24	25	PDOHD		C-7645/APS-94D	80058	RADAR SET CONTROL:	EA 1
	24	26	PDOHD	6625-00-179-5843	SG-794/APS-94D	80058	SWEEP GENERATOR:	EA 1
	24	27	PDOHD		MT-4015/APS-94D	80058	ELECTRICAL EQUIPMENT RACK:	EA 1
	24	28	PDOHD		CM-374/APS-94D	80058	RADAR SIGNAL PROCESSOR:	EA 1

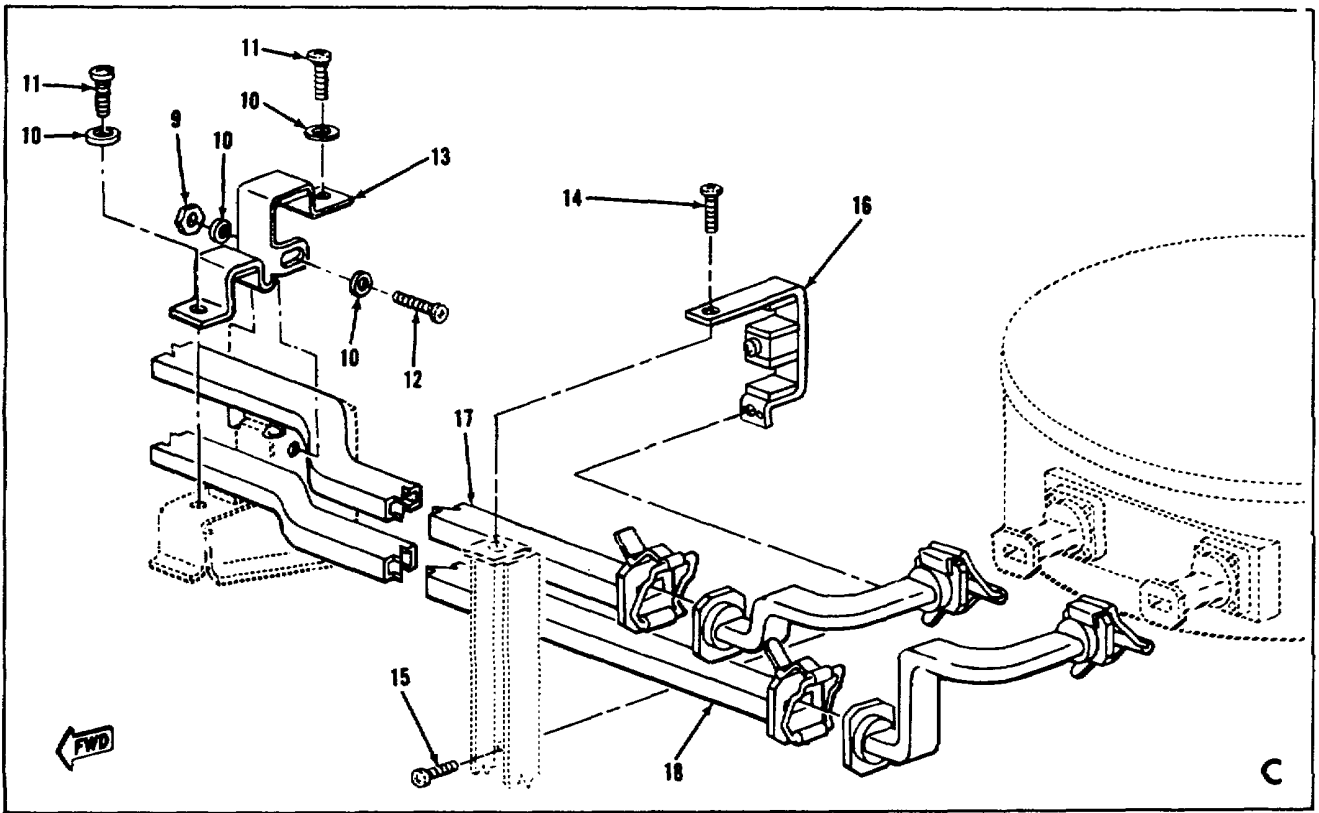
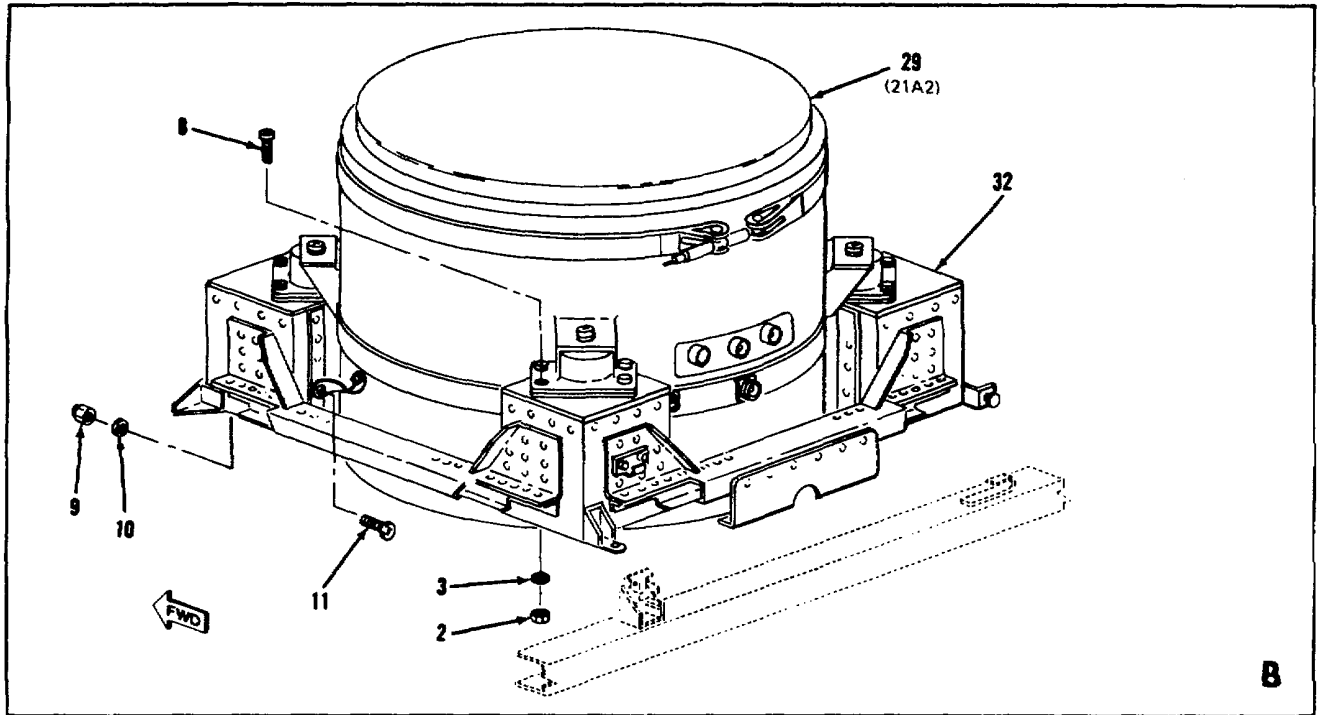
SECTION II REPAIR PARTS LIST



EL1510-204-20P-2-R1-19 ①

Figure 24. Group 21 Side Locking Airborne Radar (Sheet 1 of 3)

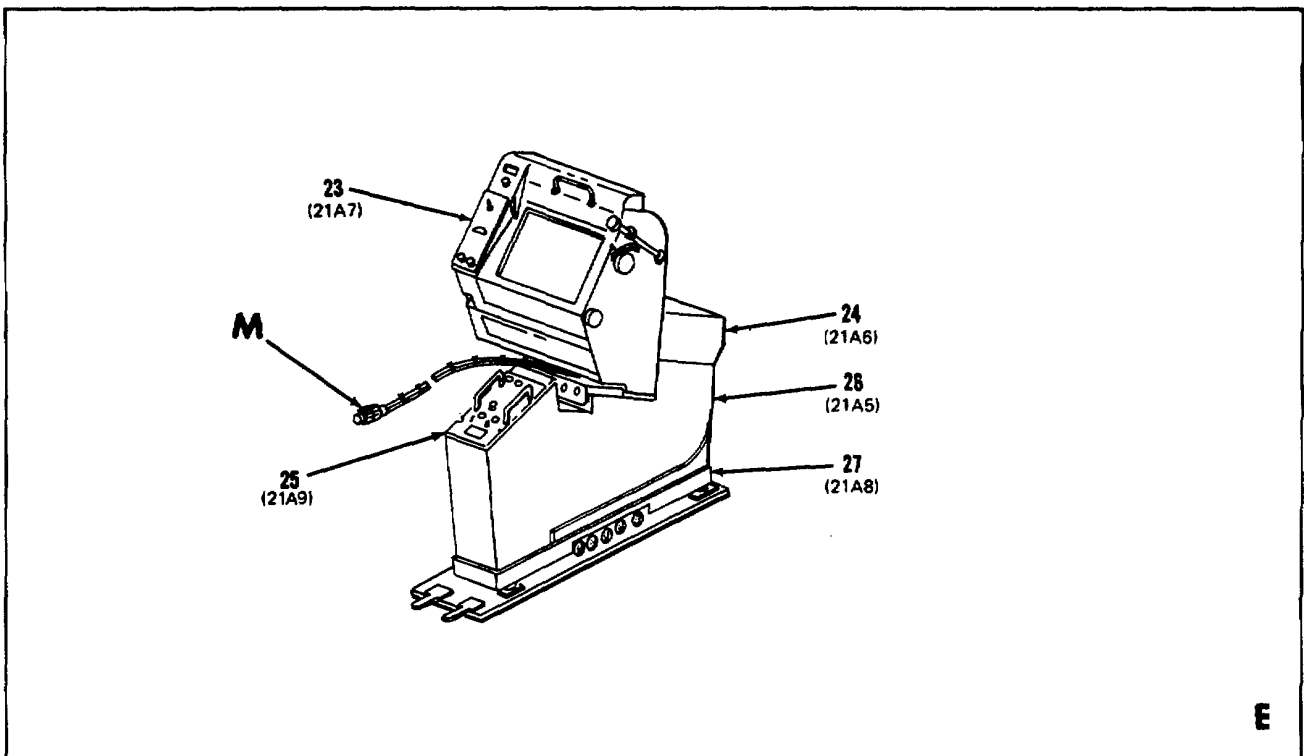
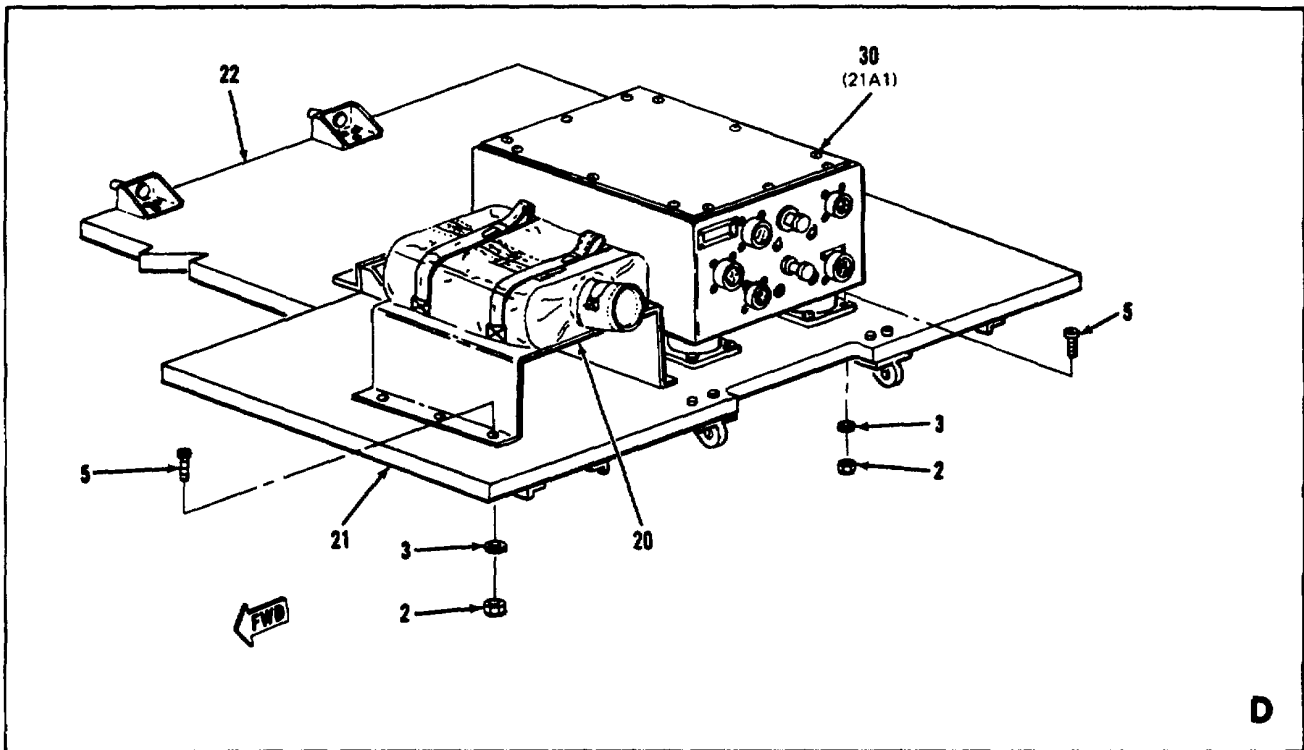
SECTION II REPAIR PARTS LIST



EL1510-204-20P-2-R1-19 (2)

Figure 24. Group 21 Side Looking Airborne Radar (Sheet 2 of 3)

SECTION II REPAIR PARTS LIST



EL1510-204-20P-2-R1-19 (3)

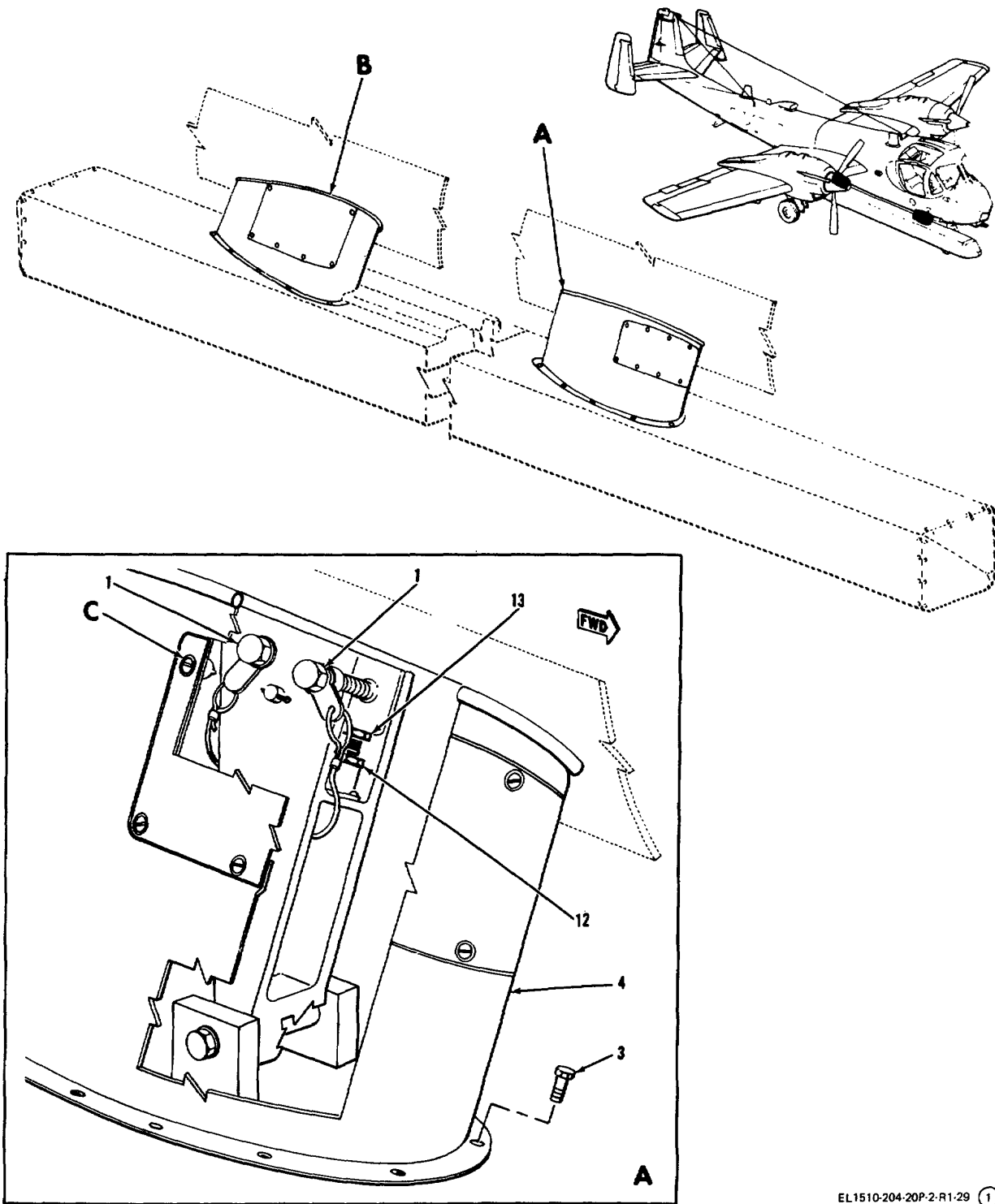
Figure 24. Group 21 Side Looking Airborne Radar (Sheet 3 of 3)

SECTION II REPAIR PARTS LIST

TM 11-1510-204-20P-2

(1) ILLUSTRATION		(2)	(3)	(4)	(5)	(6)	(7)	(8)
(a) FIG NO.	(b) ITEM NO.	SMR CODE	NATIONAL STOCK NUMBER	PART NUMBER	FSCM	DESCRIPTION Usable On Code	U/M	QTY INC IN UNIT
24	29	PDOHD	5841-00-179-8506	RT-899/APS-94D	80058	RECEIVER-TRANSMITTER:	EA	1
24	30	PDOHD		J-2794/APS-94D	80058	INTERCONNECTING BOX:	EA	1
24	31	PDOHD	5985-00-179-8430	AS-2199/APS-94D	80058	ANTENNA: GROUP: 2102 SLAR RECEIVER-TRANSMITTER PALLET ASSEMBLY	EA	1
24	32	AFOFF		134F80319-1	26512	PALLET ASSEMBLY: GROUP: 2104 SLAR ANTENNA SUPPORT FITTINGS AND FAIRINGS	EA	1
25	1	XDOZZ		134BM80007-11	26512	BOLT, MACHINE:	EA	2
25	2	XDOZZ		134BM80007-13	26512	BOLT, MACHINE:	EA	1
25	3	XDOZZ		NAS1303-8	80205	BOLT, SHEAR:	EA	10
25	4	XDOZZ		134B80145-5	26512	FAIRING ASSEMBLY, FORWARD:	EA	1
25	5	PAOZZ	5310-00-337-8329	2600LW	71286	WASHER, STUD RETAINING:	EA	27
25	6	PAOZZ	5325-00-298-7001	2700-4	71286	STUD, QUICK RELEASE FASTENER:	EA	3
25	7	XDOZZ	5325-00-599-7820	2700-6	71286	STUD, QUICK RELEASE FASTENER:	EA	12
25	8	XDOZZ		MS20426AD3	96906	RIVET, SOLID:	EA	18
25	9	PAOZZ	5325-00-505-4798	212-2	71286	RECEPTACLE, QUICK RELEASE FASTENER:	EA	15
25	10	PAOZZ	5306-00-655-9767	NAS1303-3	80205	BOLT, SHEAR:	EA	9
25	11	XDOZZ	1560-00-404-6021	134B80146-1	26512	FAIRING ASSEMBLY, AFT:	EA	1
25	12	PAOZZ	5310-00-167-1304	AN316-8R	88044	NUT, CHECK:	EA	1
25	13	XDOZZ		134BM80088-11	26512	BOLT, MACHINE: GROUP: 22 DATA ANNOTATION	EA	1
26	1	PAOZZ	5305-00-984-6193	MS35206-245	96906	SCREW, MACHINE:	EA	6
26	2	PAOZZ	5310-00-184-8988	AN960D6L	88044	WASHER, FLAT:	EA	8
26	3	PAOZZ	5305-00-989-7435	MS35207-264	96906	SCREW, MACHINE:	EA	10
26	4	PAOZZ	5310-00-167-0752	AN960D10L	88044	WASHER, FLAT:	EA	10
26	5	XDOZZ	5310-00-184-8987	AN960D8L	88044	MASHER, FLAT:	EA	2

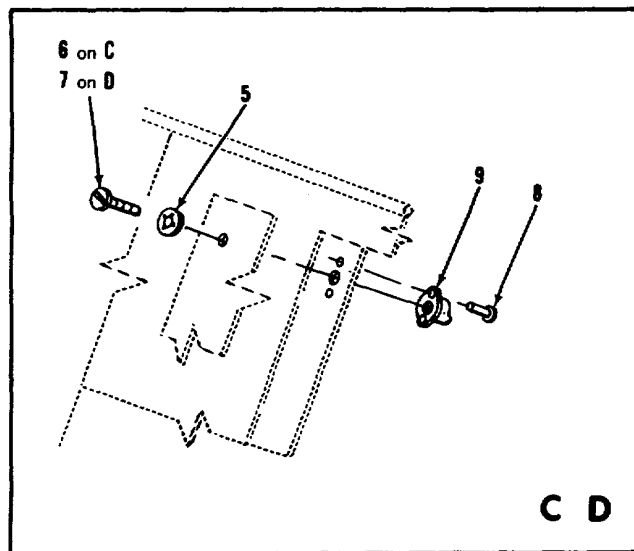
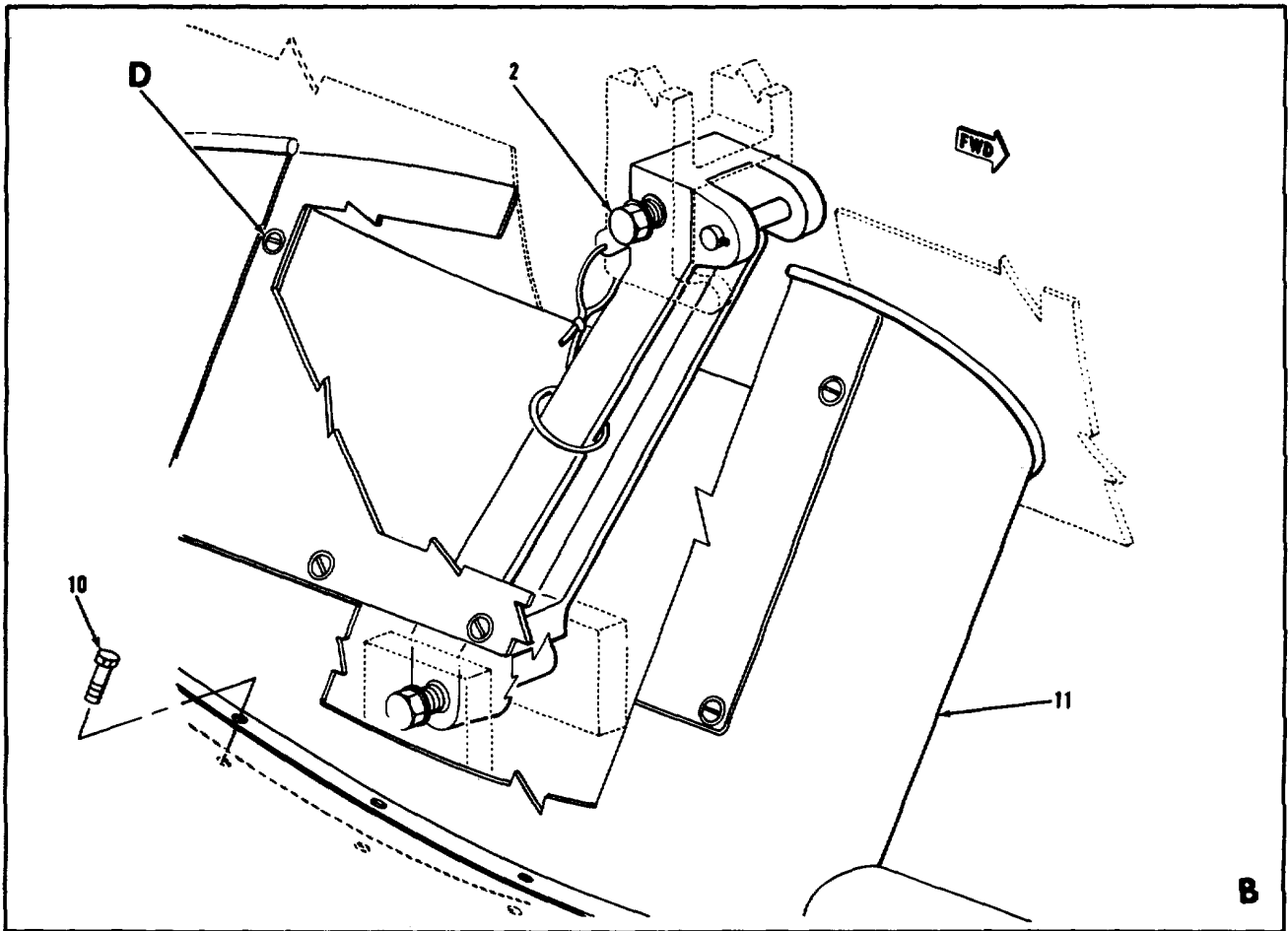
SECTION II REPAIR PARTS LIST



EL1510-204-20P-2-R1-29 ①

Figure 25. Group 2103 SLAR Antenna Support Fittings and Fairings (Sheet 1 of 2)

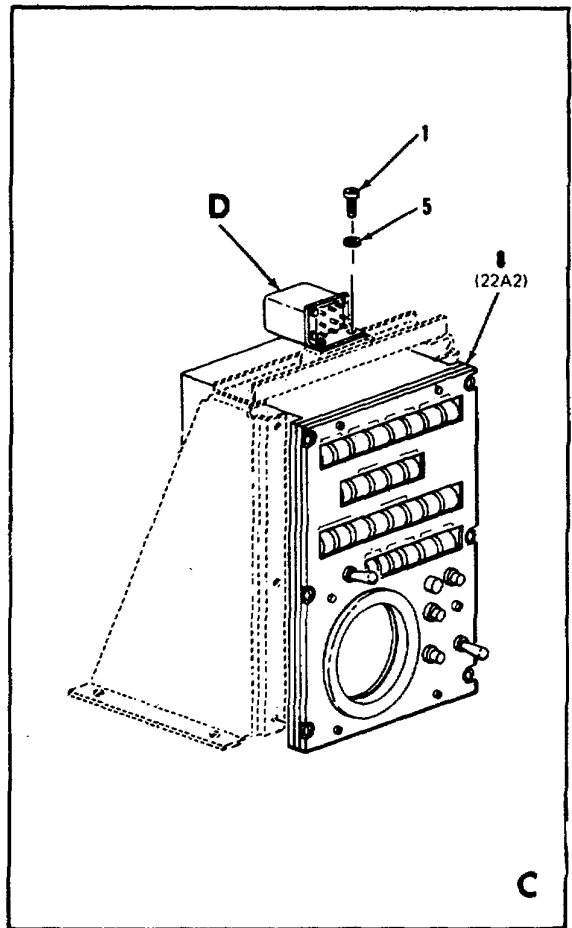
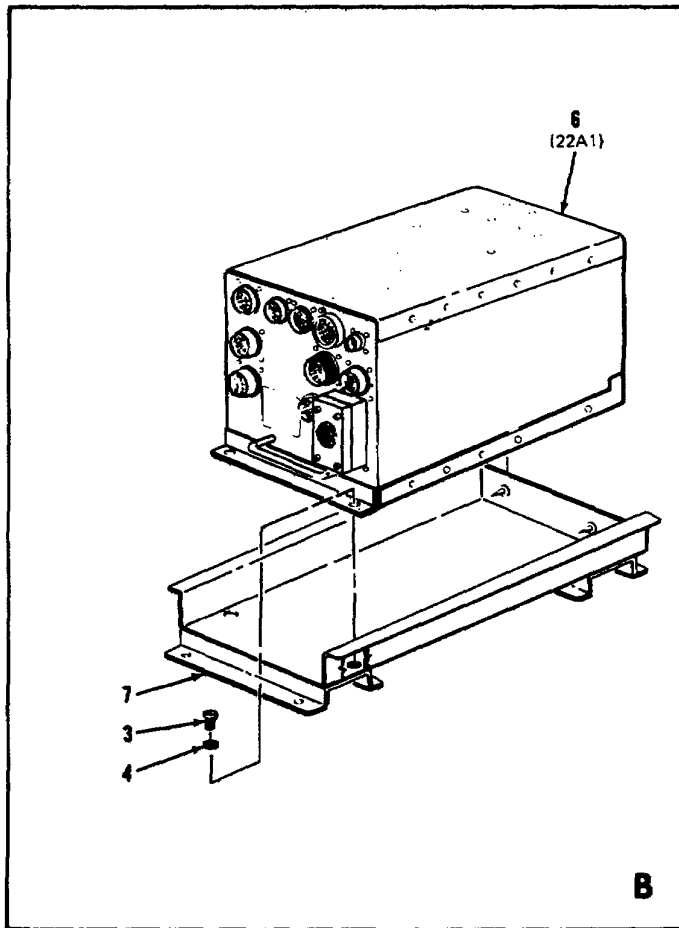
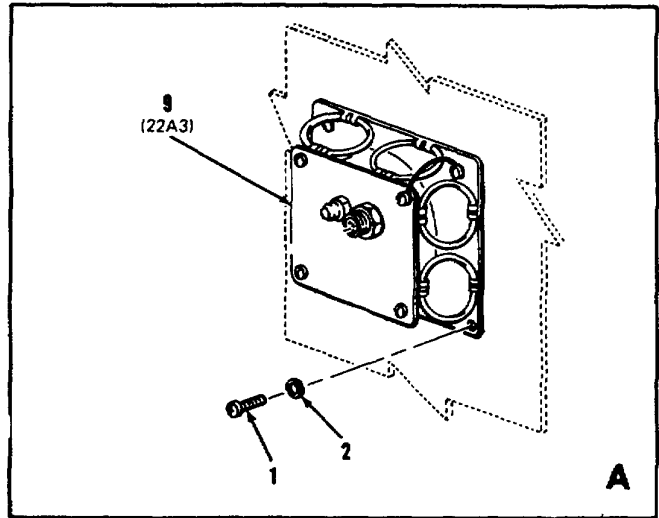
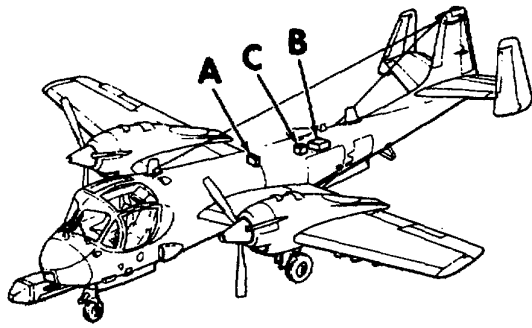
SECTION II REPAIR PARTS LIST



EL1510-204-20P-2-R1-29 (2)

Figure 25. Group 2103 SLAR Antenna Support Fittings and Fairings (Sheet 2 of 2)

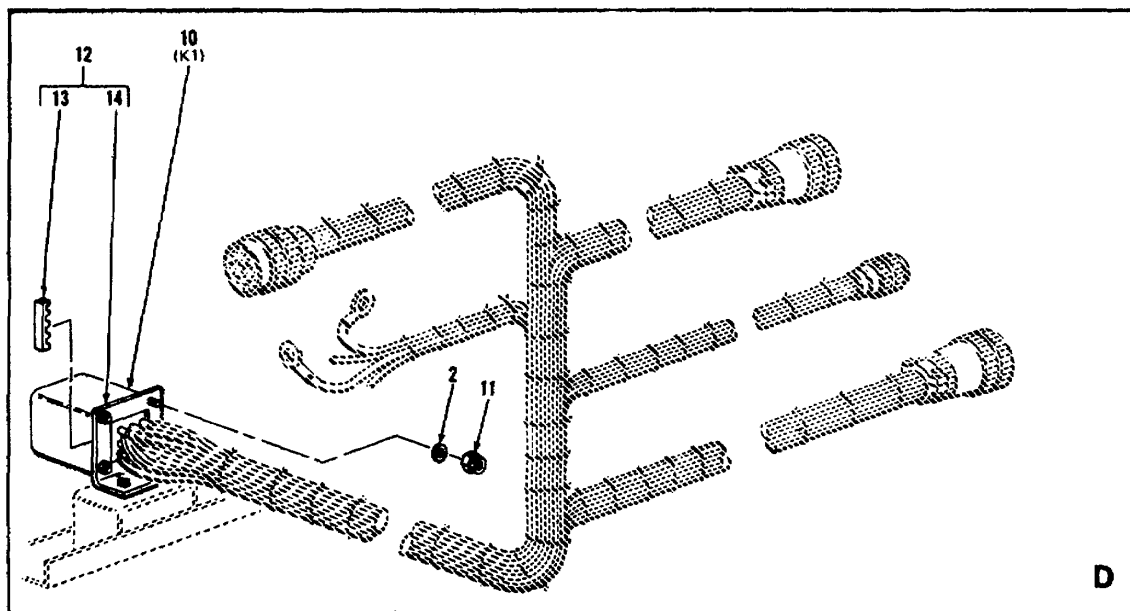
SECTION II REPAIR PARTS LIST



EL1510-204-20P-2-R1-20 ①

Figure 26. Group 22 Data Annotation (Sheet 1 of 2)

SECTION II REPAIR PARTS LIST



EL 1510-204-20P-2-R1-20 (2)

Figure 26. Group 22 Data Annotation (Sheet 2 of 2)

(1) ILLUSTRATION		(2)	(3)	(4)	(5)	(6)	(7)	(8)
(a) FIG NO.	(b) ITEM NO.	SMR CODE	NATIONAL STOCK NUMBER	PART NUMBER	FSCM	DESCRIPTION Usable On Code	U/M	QTY INC IN UNIT
						GROUP: 2201 AIRBORNE DATA ANNOTATION SYSTEM AN/AYA-10		
26	6	PDODD	5895-00-235-4519	CV-2647/AYA-10	80058	CONVERTER, SIGNAL DATA:	EA	1
26	7	XDOZZ	5895-00-165-3396	MT-4539/AYA-10	80058	BASE, SHOCK MOUNT ELECTRICAL EQUIPMENT:	EA	1
26	8	PDODD	5895-00-134-6462	C-8338/AYA-10	80058	CONTROL-MONITOR:	EA	1
						GROUP: 2202 BAROMETRIC ALTITUDE TRANSDUCER TR-253/AYA		
26	9	PDODD	6610-00-477-6272	22191	98659	TRANSDUCER, BAROMETRIC ALTITUDE TR-253/AYA:	EA	1
						GROUP: 2203 CABLE ASSEMBLIES		
26	10	PAODD		MS25269D1	96906	RELAY:	EA	1
26	11	XDOZZ		MS21044D06	96906	NUT, SELF-LOCKING:	EA	4
26	12	XDOZZ		134AV81752-3	26512	BRACKET ASSEMBLY, RELAY MOUNTING:	EA	1
26	13	XDOZZ		MS21266-1N	96906	GROMMET:	EA	V
26	14	XDOZZ		134AV81752-11	26512	BRACKET:	EA	1

SECTION II REPAIR PARTS LIST

TM 11-1510-204-20P-2

(1) ILLUSTRATION		(2)	(3)	(4)	(5)	(6)	(7)	(8)	
(a) FIG NO.	(b) ITEM NO.	SMR CODE	NATIONAL STOCK NUMBER	PART NUMBER	FSCM	DESCRIPTION Usable On Code	U/M	QTY INC IN UNIT	
						GROUP: 23 AERIAL RADIAC			
N	27	1	XDOZZ	NAS1304-7	80205	BOLT, SHEAR:	EA	4	
N	27	2	PAOZZ	5310-00-167-0754	AN960D416L	88044	WASHER, FLAT:	EA	8
C	27	3	AOOOO	134AV81303-13	26512	PALLET ASSEMBLY, ADR-6 EQUIPMENT:	9AA	EA	1
N	27	3	AOOOO	134AV81303-11	26512	PALLET ASSEMBLY, ADR-6 EQUIPMENT:	9AB	EA	1
N	27	4	XDOZZ	MS35206-282	96906	SCREW, MACHINE:	EA	4	
N	27	5	XDOZZ	MS35207-266	96906	SCREW, MACHINE:	EA	4	
N	27	6	PAOZZ	5310-00-167-0752	AN960D10L	88044	WASHER, FLAT:	EA	4
						GROUP: 2301 AERIAL RADIAC SYSTEM AN/ADR-6			
	27	7	PDOHD	ID-1581(V)/ADR-6	80058	RADIAC INDICATOR:	EA	1	
	27	8	PDOHD	C-8163(V)/ADR-6	80058	CONTROL ALARM PANEL:	EA	1	
	27	9	PDOHD	6665-00-930-2304	RO-301/ADR-6	80058	RADIAC DATA RECORDER:	EA	1
	27	10	PDOHD	6665-00-930-2724	CP-854/ADR-6	80058	COMPUTER-POWER SUPPLY:	EA	1
	27	11	PDOHD	6665-00-926-4382	DT-322/ADR-6	80058	RADIAC DETECTOR:	EA	1
						GROUP: 2302 PALLET ASSEMBLY			
C	27	12	AOOOO	134F80301-3	26512	PALLET ASSEMBLY	EA	1	
	27	13	PAOZZ	5305-00-984-4992	MS35206-232	96906	SCREW, MACHINE:	EA	1
	27	14	PAOZZ	5305-00-810-8209	AN507-632R8	88044	SCREW, MACHINE:	EA	1
	27	15	PAOZZ	5340-00-721-7383	MS28042-3	96906	CLAMP, MOUNTING:	EA	1
	27	16	PAOZZ	5305-00-984-6193	MS35206-245	96906	SCREW, MACHINE:	EA	3
	27	17	XDOZZ	134F80302-11	26512	CAN, RADIAC DETECTOR MOUNTING:	EA	1	
	27	18	XDOZZ	134F80019-9	26512	DECALCOMANIA:	EA	1	
	27	19	XDOZZ	134F80019-7	26512	DECALCOMANIA:	EA	1	
	27	20	XDOZZ	134F80019-5	26512	DECALCOMANIA:	EA	1	
	27	21	XDOZZ	134F80301-13	26512	PALLET:	EA	1	
						GROUP: 24 HOMING AND WARNING			
	28	1	PAOZZ	5305-00-984-6192	MS35206-244	96906	SCREW, MACHINE:	EA	4
	28	2	PAOZZ	5310-00-184-8987	AN960D8L	88044	WASHER, FLAT:	EA	8
	28	3	PAOZZ	MS35206-254	96906	SCREW, MACHINE:	EA	4	
N	28	4	PAOZZ	5305-00-989-7434	MS35207-263	96906	SCREW, MACHINE:	EA	14
N	28	5	PAOZZ	5310-00-807-1473	MS21042L08	96906	NUT, SELF-LOCKING:	EA	1

SECTION II REPAIR PARTS LIST

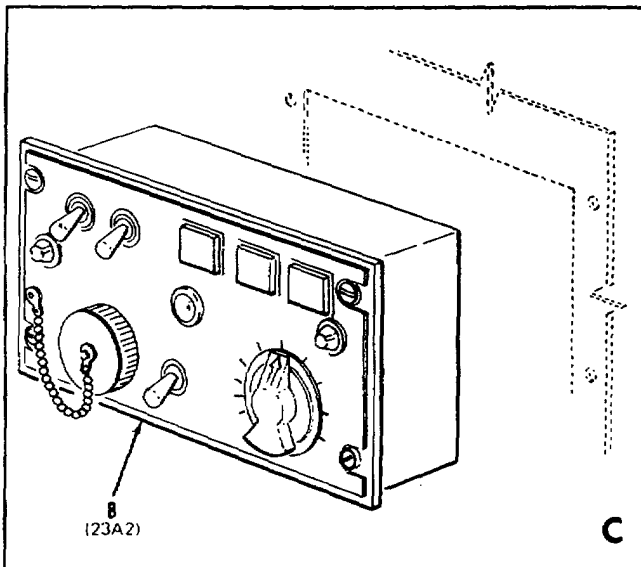
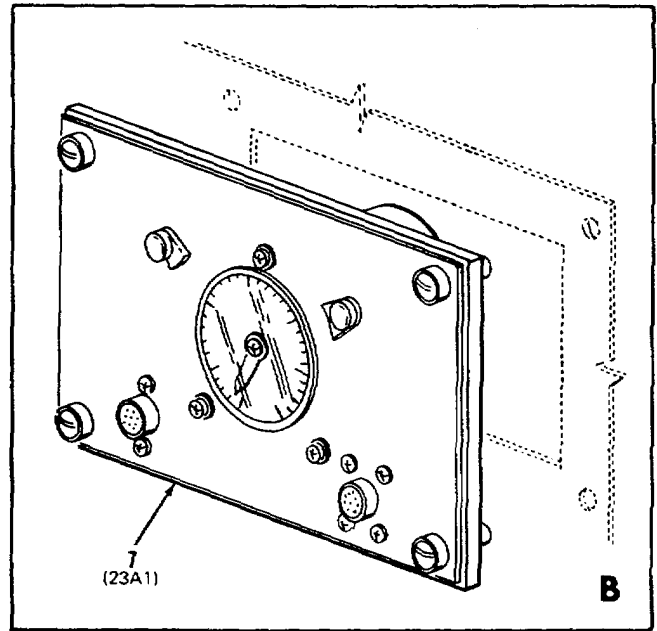
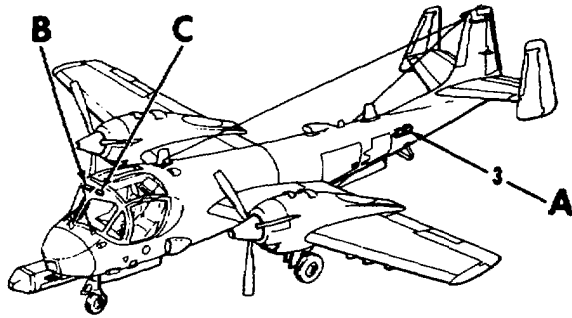
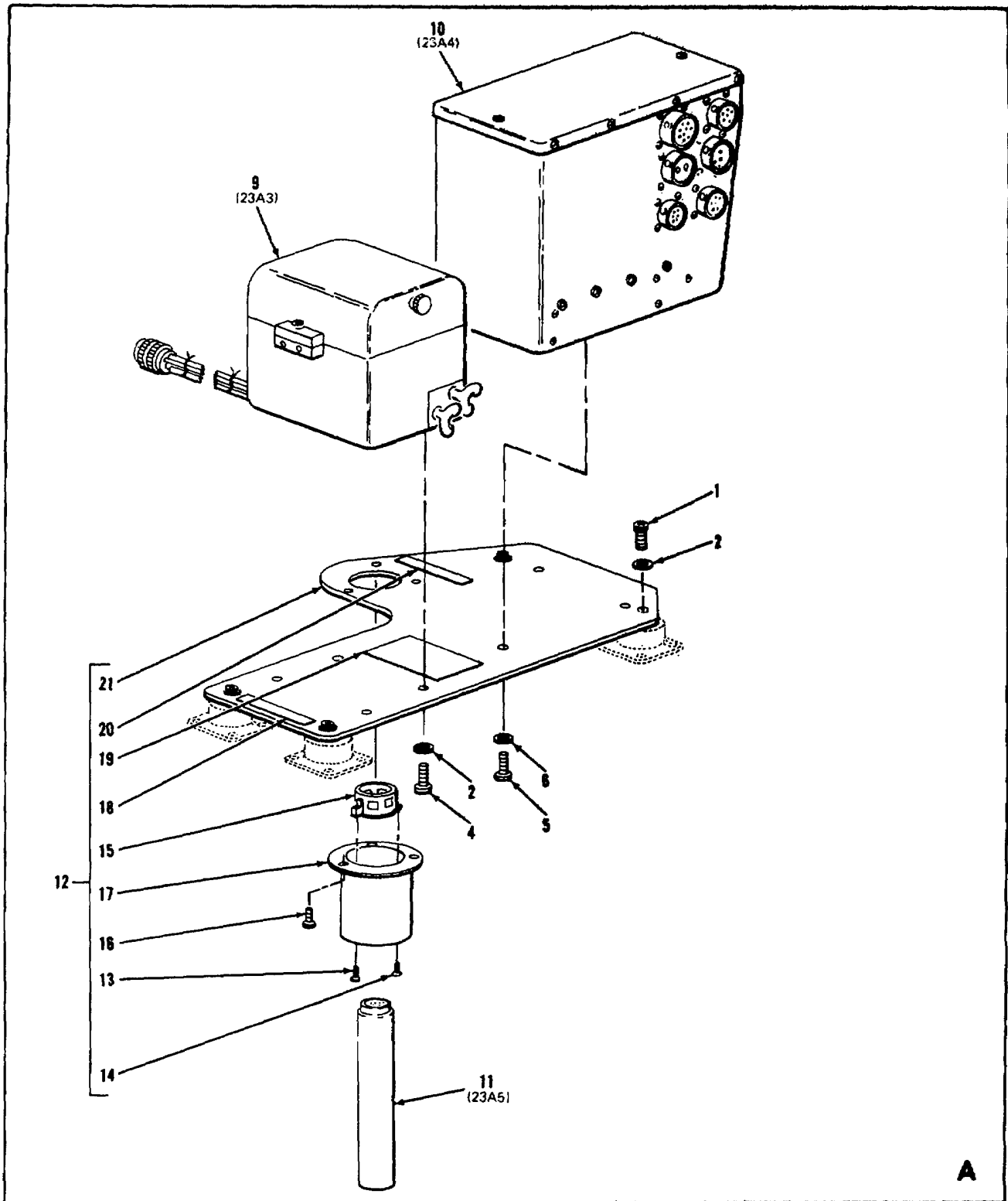


Figure 27. Group 23 Aerial Radiac (Sheet 1 of 2)

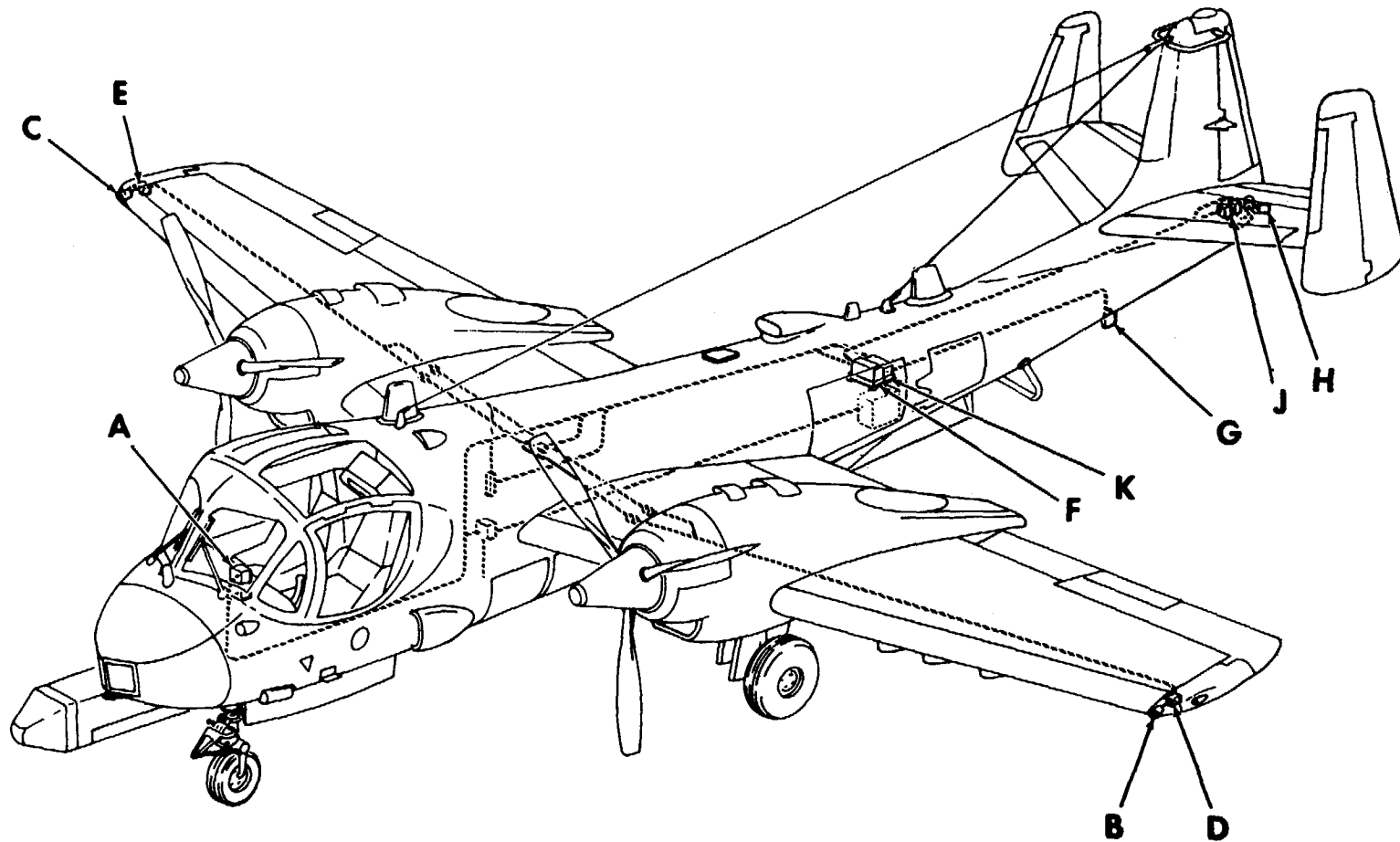
SECTION II REPAIR PARTS LIST



EL151020420P2R121 2

Figure 27. Group 23 Aerial Radiac (Sheet 2 of 2)

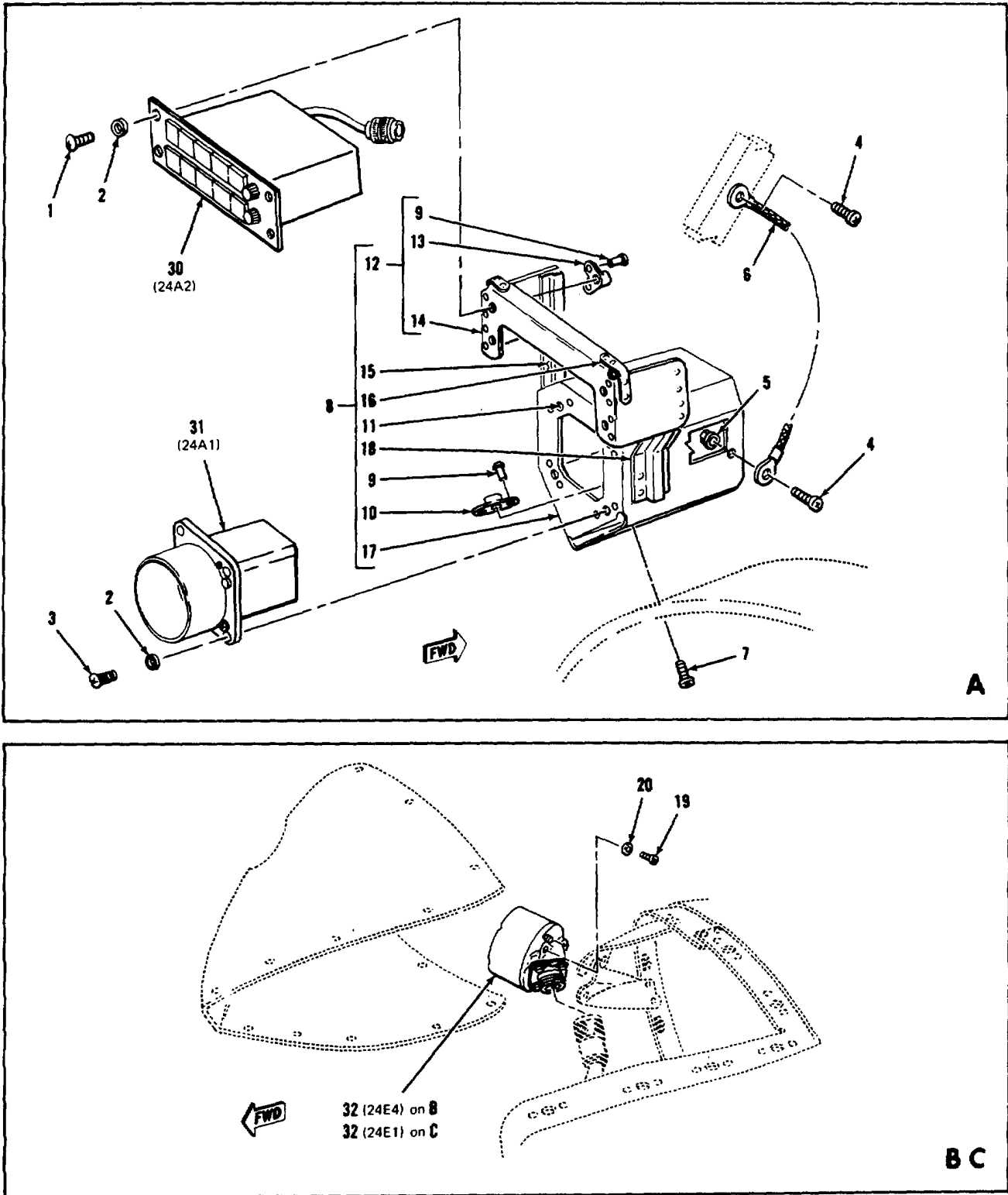
SECTION II REPAIR PARTS LIST



EL1510-204-20P-2-R1-22 ①

Figure 28. Group 24 Homing and Warning (Sheet 1 of 5)

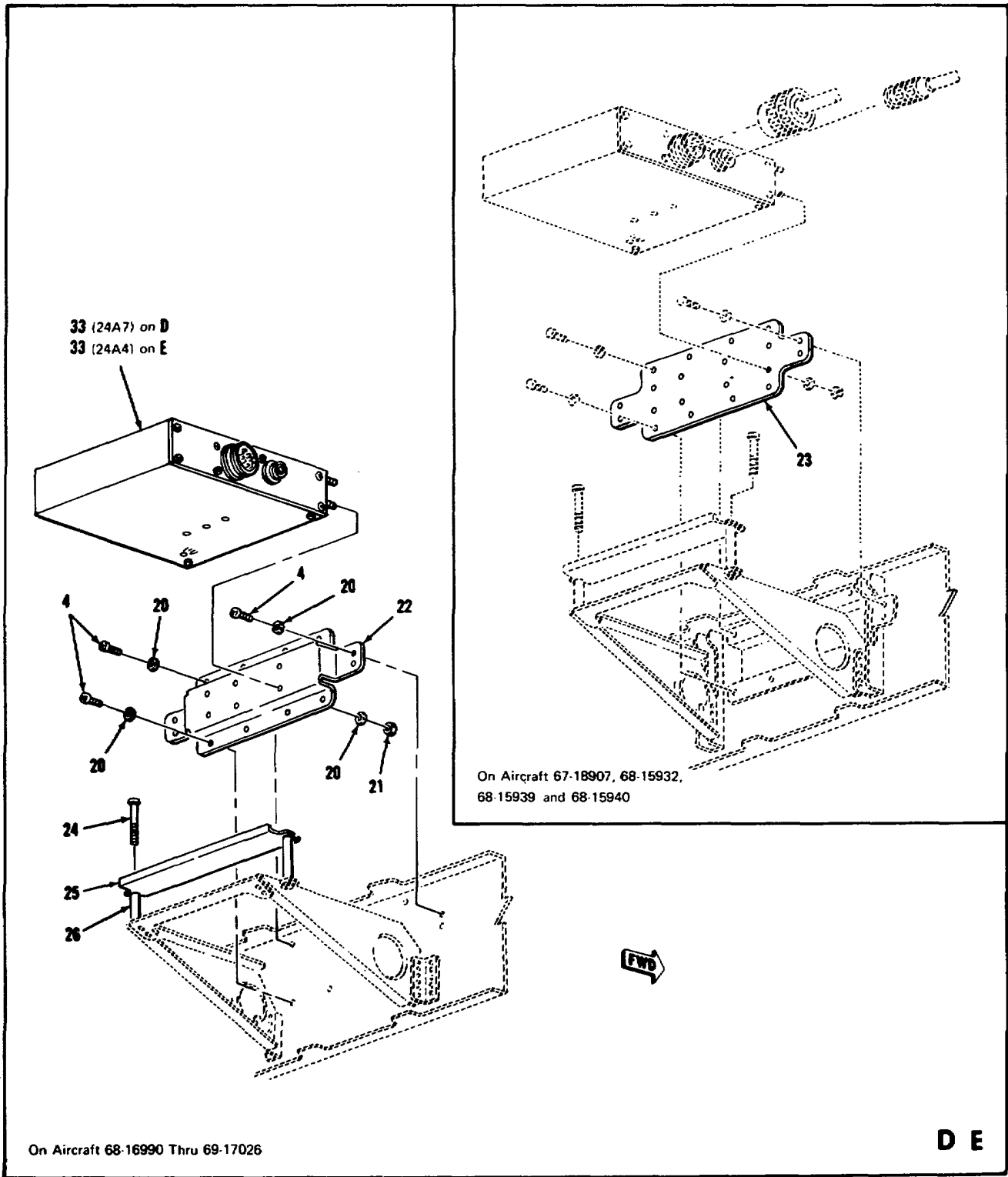
SECTION II REPAIR PARTS LIST



EL1510-204-20P-2-R1:22 (2)

Figure 28. Group 24 Homing and Warning (Sheet 2 of 5)

SECTION II REPAIR PARTS LIST



EL1510-204-20P-2-R1-22 (3)

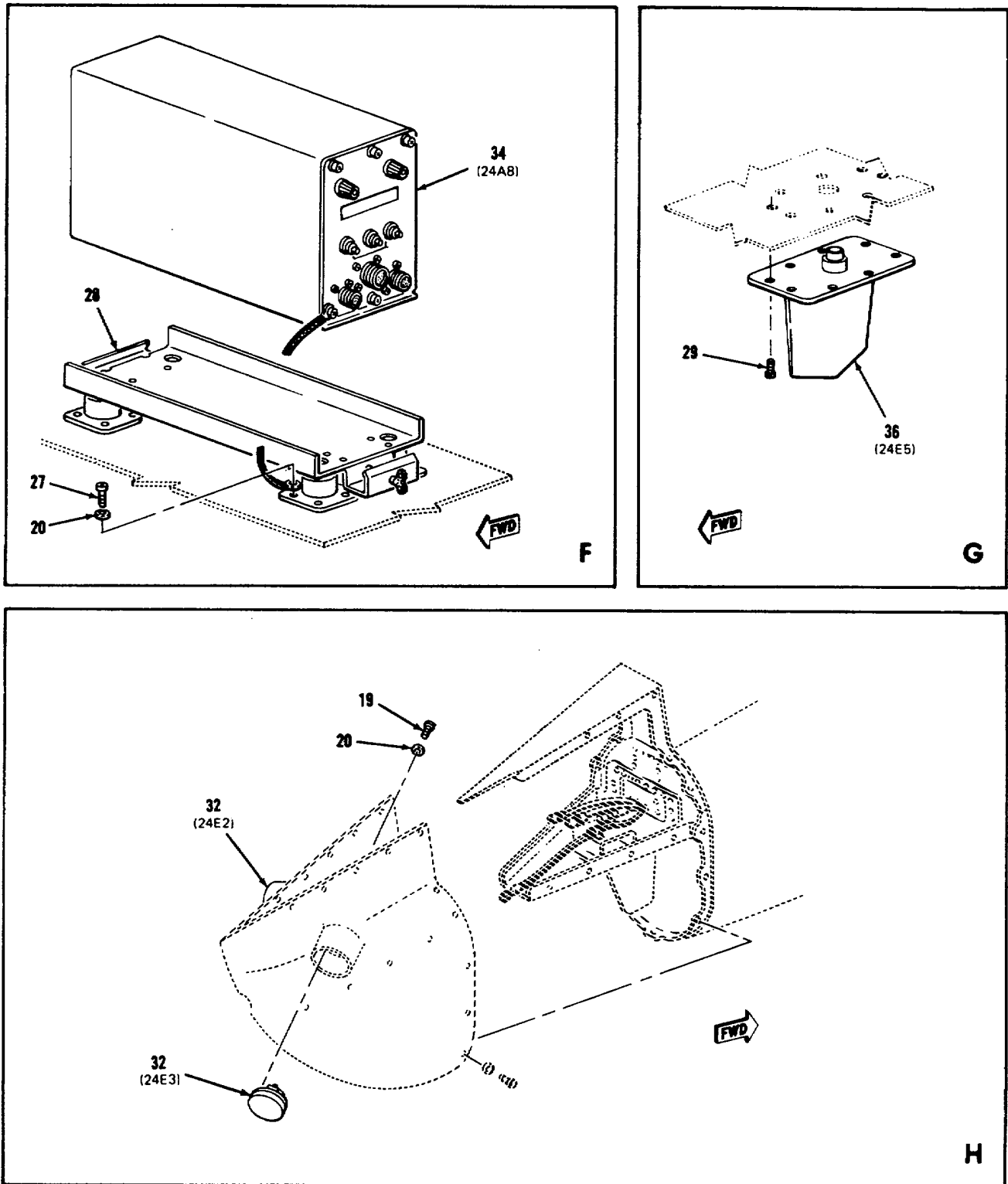
Figure 28. Group 24 Homing and Warning (Sheet 3 of 5)

SECTION II REPAIR PARTS LIST

TM 11-1510-204-20P-2

	(1) ILLUSTRATION		(2) SMR CODE	(3) NATIONAL STOCK NUMBER	(4) PART NUMBER	(5) FSCM	(6) DESCRIPTION Usable On Code	(7) U/M	(8) QTY INC IN UNIT
	(a) FIG NO.	(b) ITEM NO.							
N	28	6	XDOZZ		MS25083-1BB5	96906	JUMPER ASSEMBLY, BONDING:	EA	1
N	28	7	PAOZZ	5305-00-989-7435	MS35207-264	96906	SCREW, MACHINE:	EA	4
N	28	8	XDOZZ		134F80055-1	26512	SUPPORT ASSEMBLY, EQUIPMENT:	EA	1
N	28	9	XDOZZ		MS20426AD3	96906	RIVET, SOLID:	EA	24
N	28	10	XDOZZ		NAS680A3	80205	NUT, PLATE:	EA	4
N	28	11	XDOZZ		NAS697A08	80205	NUT, PLATE:	EA	4
N	28	12	XDOZZ		134F80055-3	26512	BRACKET ASSEMBLY:	EA	1
N	28	13	XDOZZ		NAS698A08	80205	NUT, PLATE:	EA	4
N	28	14	XDOZZ		134F80055-15	26512	BRACKET:	EA	1
N	28	15	XDOZZ		134F80055-19	26512	BRACKET:	EA	1
N	28	16	XDOZZ		134F80055-21	26512	CLIP:	EA	2
N	28	17	XDOZZ		134F80055-11	26512	SUPPORT:	EA	1
N	28	18	XDOZZ		134F80055-17	26512	BRACKET:	EA	1
N	28	19	PAOZZ	5305-00-984-6209	MS35206-262	96906	SCREW, MACHINE:	EA	12
N	28	20	PAOZZ	5310-00-167-0752	AN960D10L	88044	WASHER, FLAT:	EA	68
N	28	21	PAOZZ	5310-00-807-1474	MS21042L3	96906	NUT, SELF-LOCKING:	EA	24
N	28	22	XDOZZ		134W80109-11	26512	BRACKET, MOUNTING:	9AA EA	1
N	28	23	XDOZZ		134W83014-13	26512	PLATE, MOUNTING:	9AB EA	1
N	28	24	XDOZZ		MS24694C73	96906	SCREW, MACHINE:	EA	2
N	28	25	XDOZZ		134W80109-5	26512	CLAMP, HOLDDOWN:	EA	1
N	28	26	XDOZZ		NAS43DD3-106	80205	SPACER:	EA	2
N	28	27	PAOZZ	5305-00-993-1848	MS35207-265	96906	SCREW, MACHINE:	EA	20
N	28	28	PAOZZ	5975-00-935-9617	MS91404S2	96906	BASE, MOUNTING:	EA	1
N	28	29	PAOZZ		MS24693S51	96906	SCREW, MACHINE:	EA	8
							GROUP: 2401 HOMING AND WARNING SET AN/APR-25(V) AND WARNING SET AN/APR-26(V)		
	28	30	PDOHD	5895-00-995-9812	31-014713-02	15280	THREAT DISPLAY UNIT:	EA	1
	28	31	PDOHD	5895-00-989-2107	31-011203-01	15280	AZIMUTH INDICATOR:	EA	1
	28	32	PDOHD	5895-00-982-6242	21-014794-1	15280	ANTENNA:	EA	4
	28	33	PDOHD	5895-00-989-2109	31-011202-01	15280	PREAMPLIFIER:	EA	4
	28	34	PDOHD	5895-00-787-9554	31-011201-04	15280	RADAR SET ANALYZER:	EA	1
	28	35	PDOHD	5895-00-997-7903	31-011207-01	15280	COUNTERMEASURES RECEIVER:	EA	1
	28	36	PDOHD	5895-00-995-9704	21-014529-01	15280	ANTENNA:	EA	1

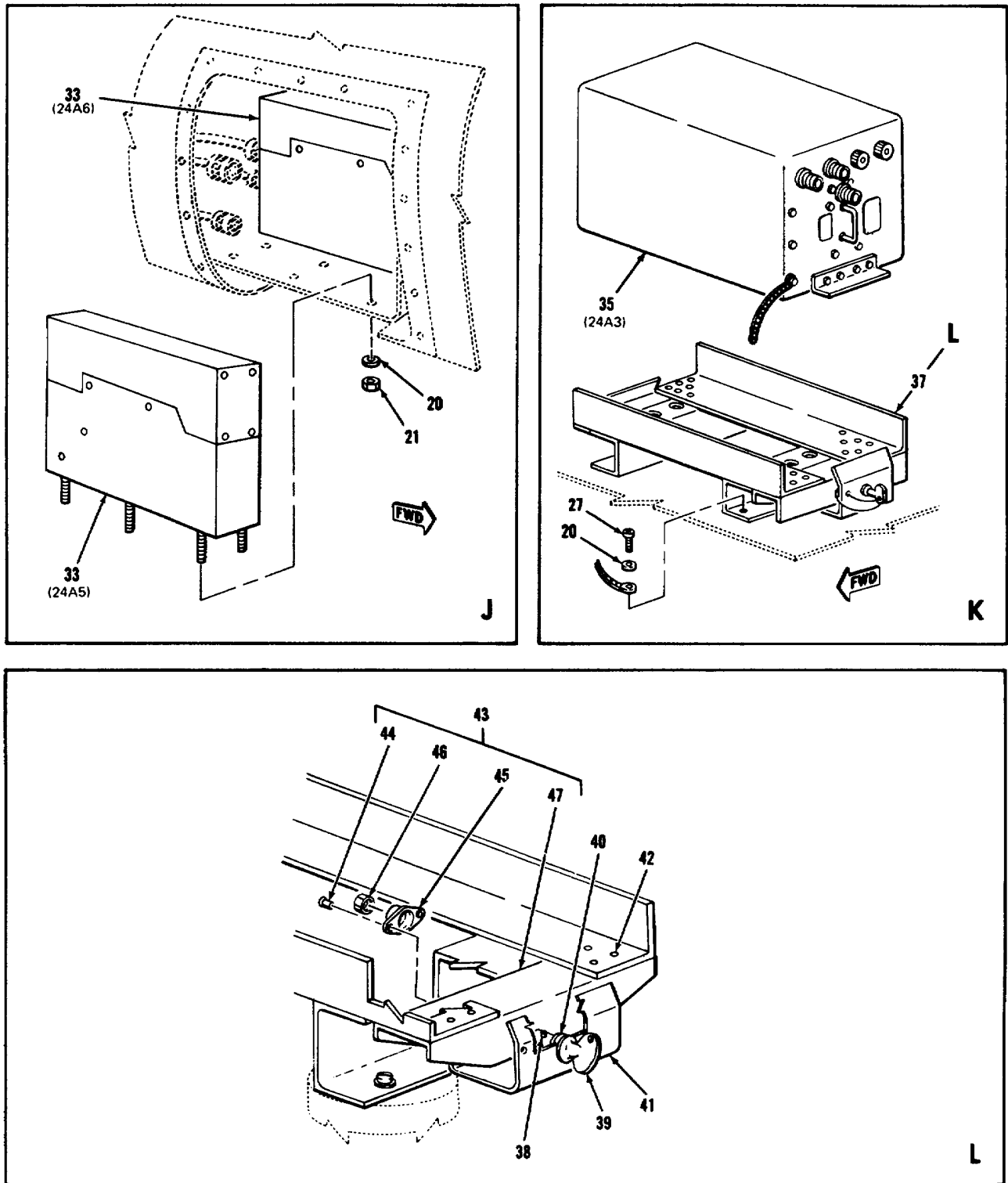
SECTION II REPAIR PARTS LIST



EL1510-204-20P-2-R1:22 (4)

Figure 28. Group 24 Homing and Warning (Sheet 4 of 5)

SECTION II REPAIR PARTS LIST



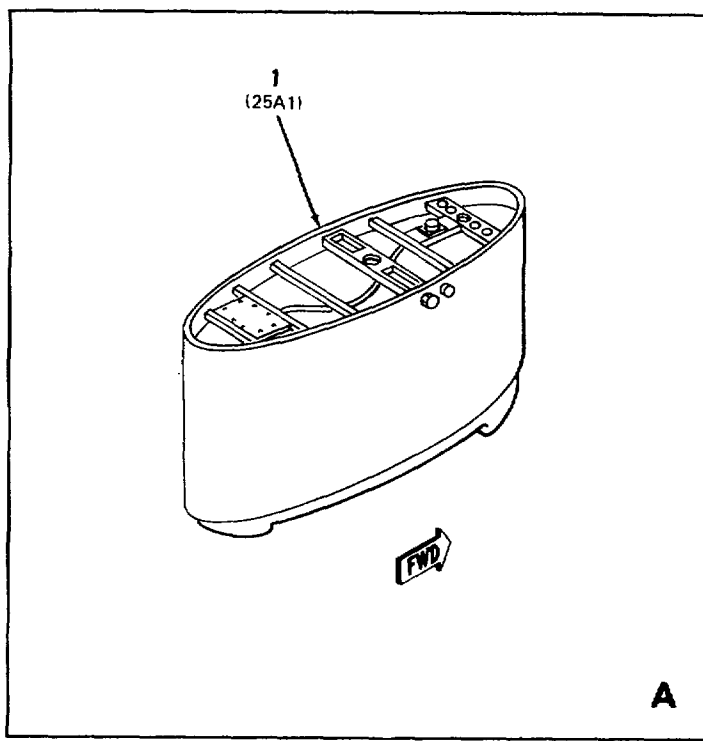
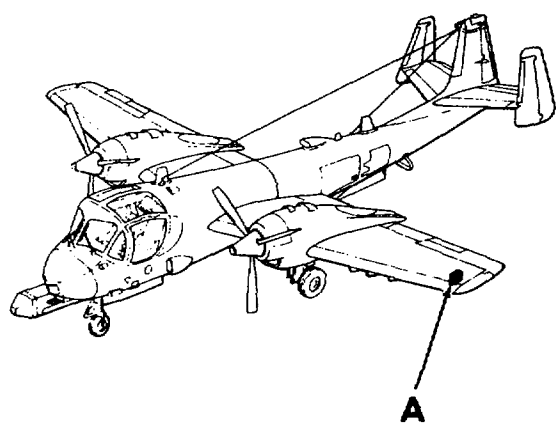
EL1510-204 20P 2-R1 22 (5)

Figure 28. Group 24 Homing and Warning (Sheet 5 of 5)

SECTION II REPAIR PARTS LIST

TM 11-1510-204-20P-2

(1) ILLUSTRATION		(2)	(3)	(4)	(5)	(6)	(7)	(8)
(a) FIG NO.	(b) ITEM NO.	SMR CODE	NATIONAL STOCK NUMBER	PART NUMBER	FSCM	DESCRIPTION Usable On Code	U/M	QTY INC IN UNIT
28	37	AOOHH		134F80024-1	26512	GROUP: 2402 COUNTERMEASURES RECEIVER MOUNT ASSEMBLY		
28	38	PAOZZ	5315-00-823-8740	MS171434	96906	MOUNT ASSEMBLY, COUNTERMEASURES RECEIVER:	EA	1
28	39	XDOZZ		134F80026-1	26512	PIN, SPRING:	EA	1
28	40	PAOZZ	5310-00-952-0309	NAS620C416	80205	THUMBSCREW:	EA	1
28	41	XDOZZ		134F80025-11	26512	WASHER, FLAT:	EA	1
28	42	XDOZZ		MS20426AD4	96906	CLAMP, MOUNT:	EA	1
28	43	XDOZZ		MS20470AD3	96906	RIVET, SOLID,;	EA	6
28	44	AOOHH		134F80024-3	26512	RIVET, SOLID:	EA	2
28	45	PAOZZ	5340-00-275-9197	6600-048	80539	SUPPORT ASSEMBLY:	EA	1
28	46	PAOZZ	5310-00-167-1344	AN315-4R	88044	RETAINER, NUT:	EA	1
28	47	XDOZZ		134F80024-15	26512	NUT, PLAIN:	EA	1
28	47	XDOZZ		134F80024-15	26512	SUPPORT, MOUNT:	EA	1



EL 1510 204 20P 2-R1-23

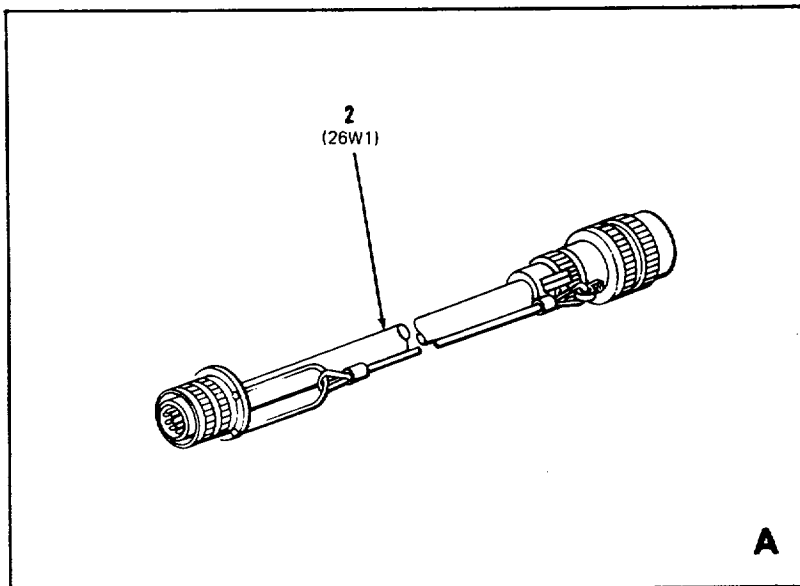
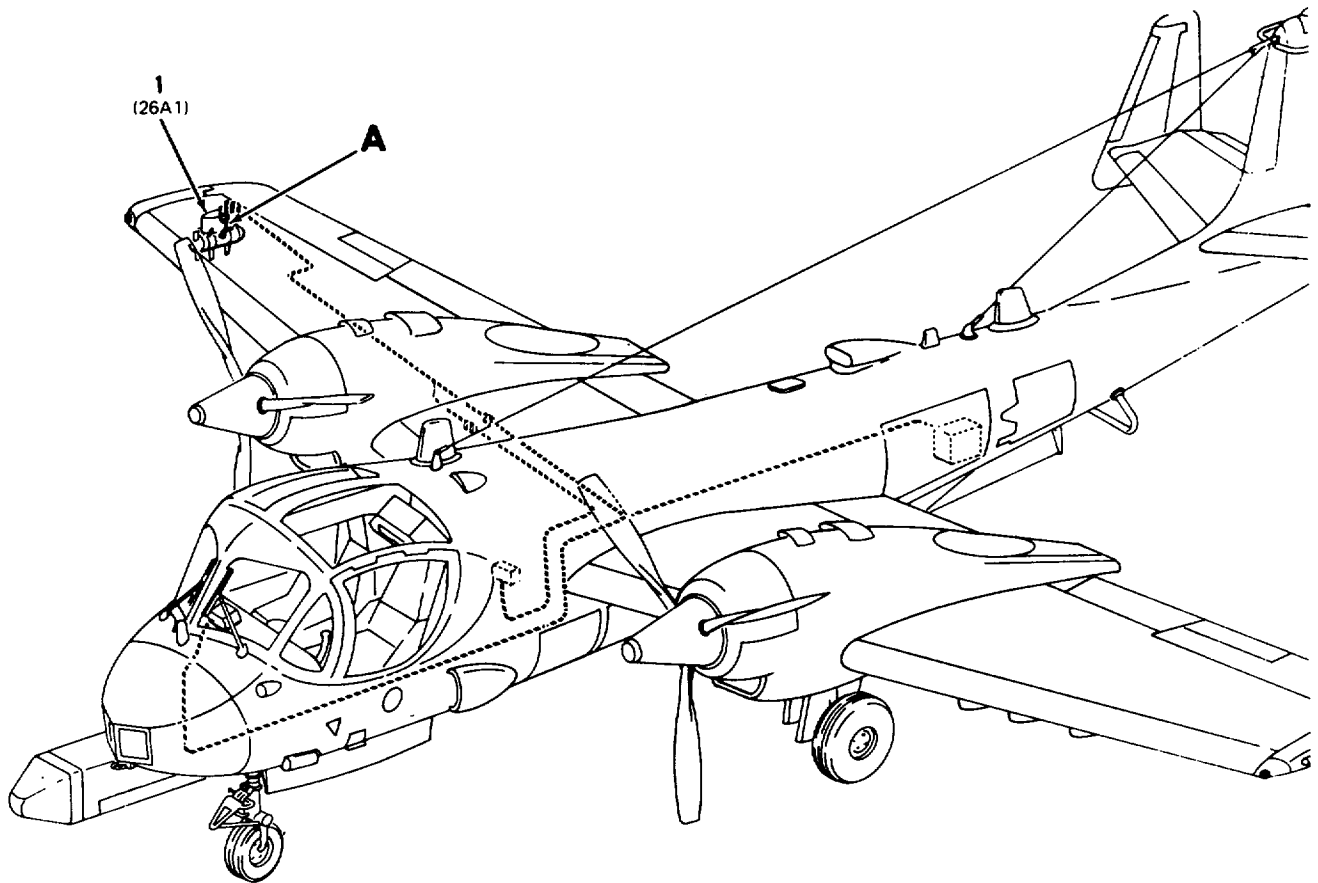
Figure 29. Group 25 Fuse Jamming

SECTION II REPAIR PARTS LIST

TM 11-1510-204-20P-2

(1) ILLUSTRATION		(2)	(3)	(4)	(5)	(6)	(7)	(8)
(a) FIG NO.	(b) ITEM NO.	SMR CODE	NATIONAL STOCK NUMBER	PART NUMBER	FSCM	DESCRIPTION Usable On Code	U/M	QTY INC IN UNIT
29	1	PDOHD		AN/ALQ-67	80058	GROUP: 25 FUSE JAMMING GROUP: 2501 COUNTERMEASURES SET AN/ALQ-67 FUSE JAMMER POD:	EA	1
30	1	PDOHD		AN/ALQ-80	80058	GROUP: 26 RADAR JAMMING GROUP: 2601 COUNTERMEASURES SET AN/ALQ-80 RADAR JAMMER POD:	EA	1
30	2	AFOFF		134AV80396-5	26512	GROUP: 2602 CABLE ASSEMBLIES CABLE ASSEMBLY, POD:	EA	1
N 31	1	XDOZZ		NAS1403-15	80205	GROUP: 27 POWER SCREW, MACHINE:	EA	4
N 31	2	PAOZZ	4730-00-278-9210	AN737RM22	88044	CLAMP, HOSE:	EA	2
N 31	3	XDOZZ		NAS1306-10	80205	BOLT, MACHINE:	EA	4
N 31	4	XDOZZ		AN4-16	88044	BOLT, MACHINE:	EA	1
N 31	5	XDOZZ	5310-00-167-0740	AN960D416	88044	WASHER, FLAT:	EA	4
N 31	6	XDOZZ	5310-00-167-0754	AN960D416L	88044	WASHER, FLAT:	EA	4
N 31	7	XDOZZ		G5-4-34	26512	SPACER, TUBE:	EA	1
N 31	8	AFOFF		134F30317-5	26512	CLAMP ASSEMBLY, INVERTER HOLDDOWN:	EA	1
N 31	9	XDOZZ		MS20470AD3	96906	RIVET, SOLID:	EA	2
N 31	10	XDOZZ		134F30317-19	26512	ROD:	EA	2
N 31	11	XDOZZ		134F30317-17	26512	TUBE:	EA	2
N 31	12	XDOZZ		134F30317-11	26512	PLATE:	EA	1
N 31	13	PAOZZ	5306-00-151-1337	AN6-14	88044	BOLT, MACHINE:	EA	6
N 31	14	PAOZZ	5310-00-184-8979	AN960D616L	88044	WASHER, FLAT:	EA	6
N 31	15	XDOZZ		NAS1004-8	80205	BOLT, SHEAR:	EA	4
N 31	16	XDOZZ		GB10F4-11	26512	BUSHING, SHOULDERED:	EA	4

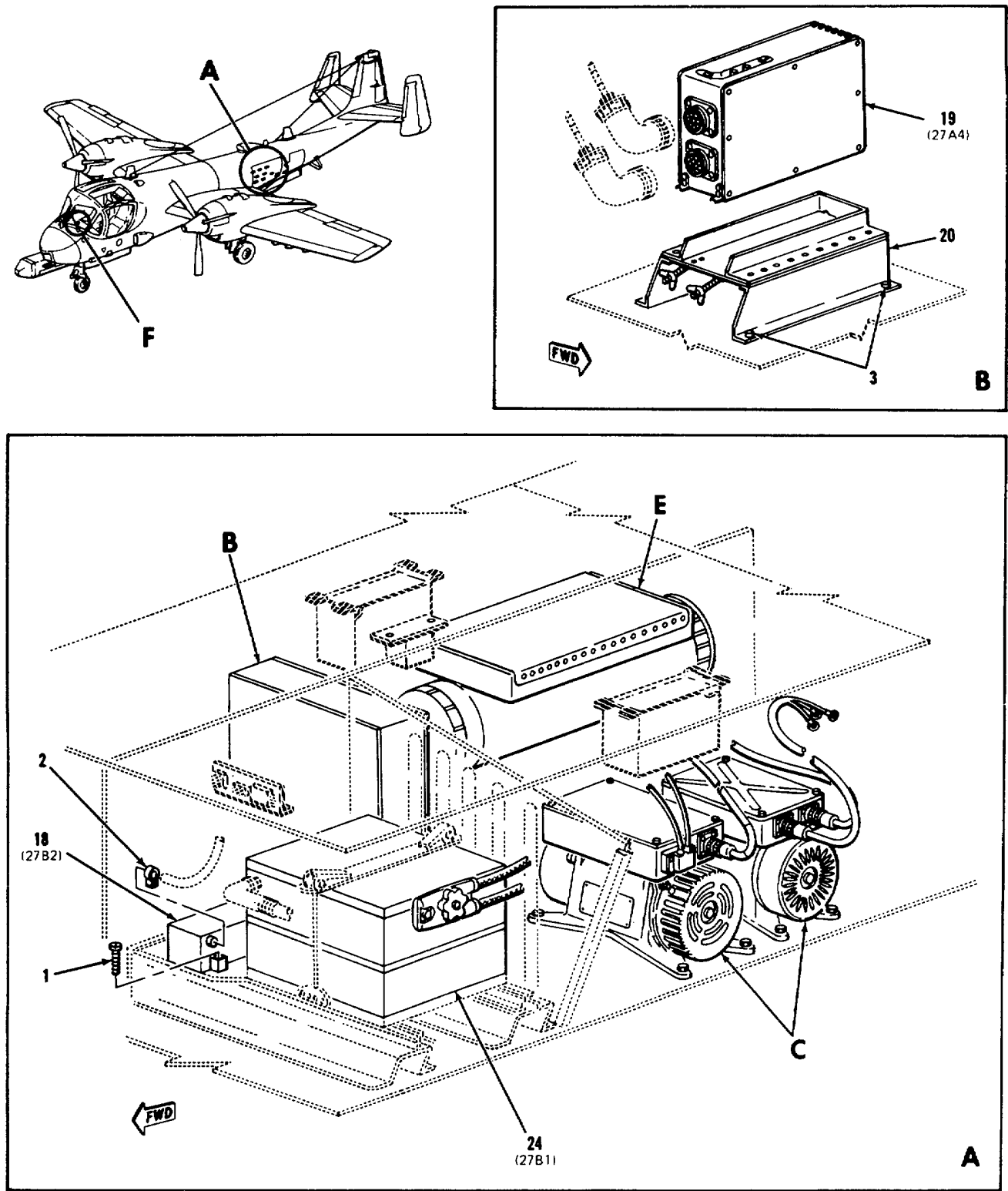
SECTION II REPAIR PARTS LIST



EL1510-204-20P-2-R1-30

Figure 30. Group 26 Radar Jamming

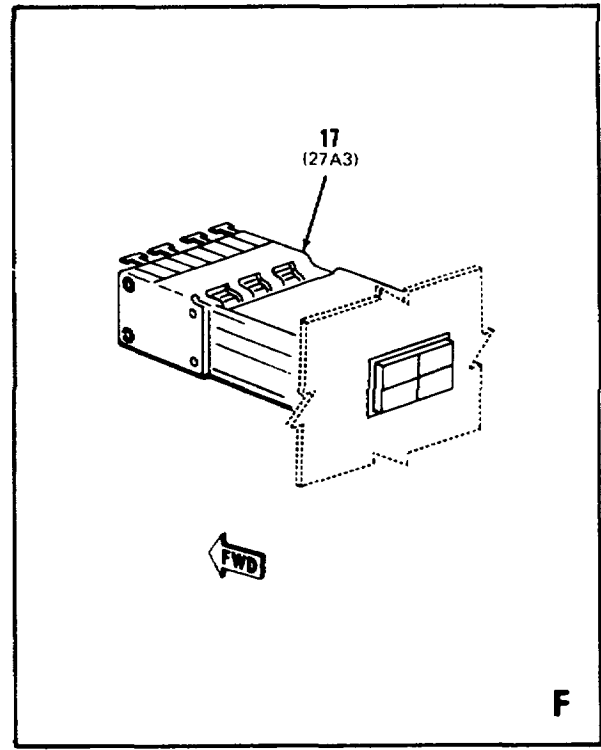
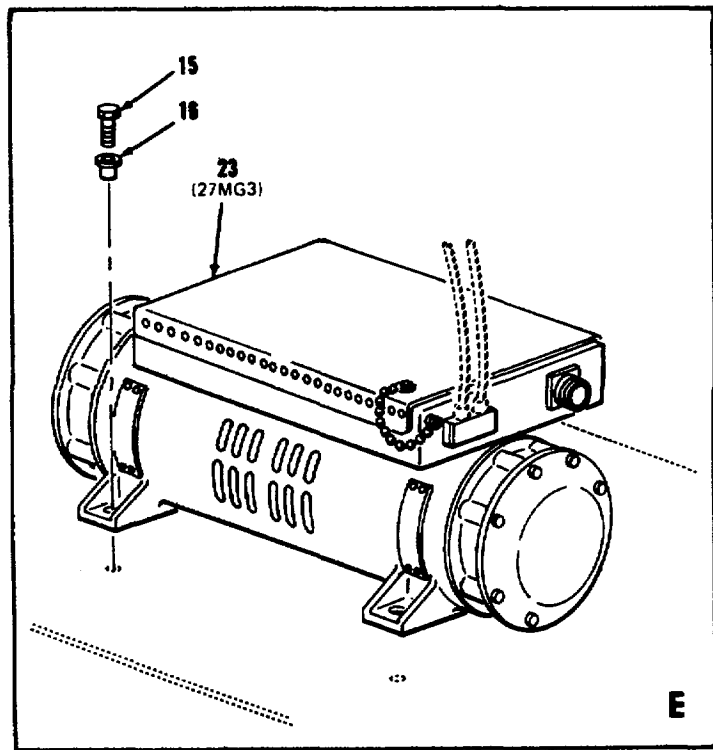
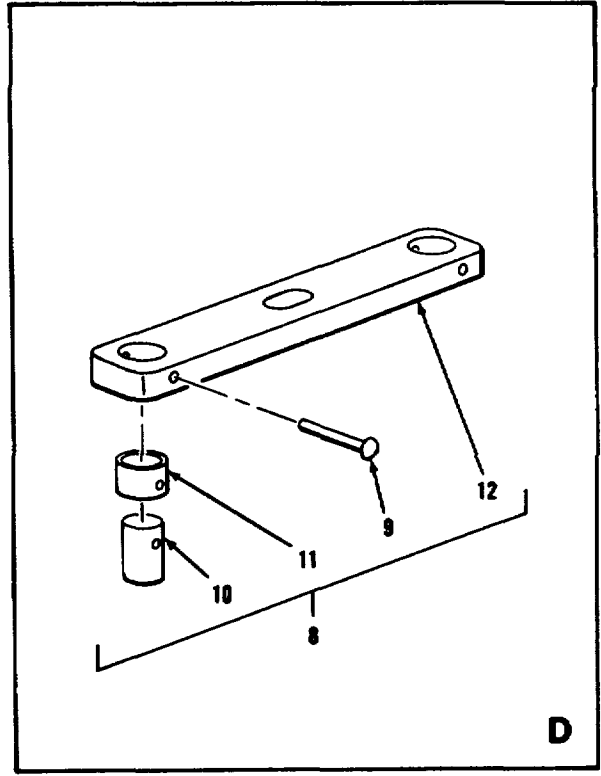
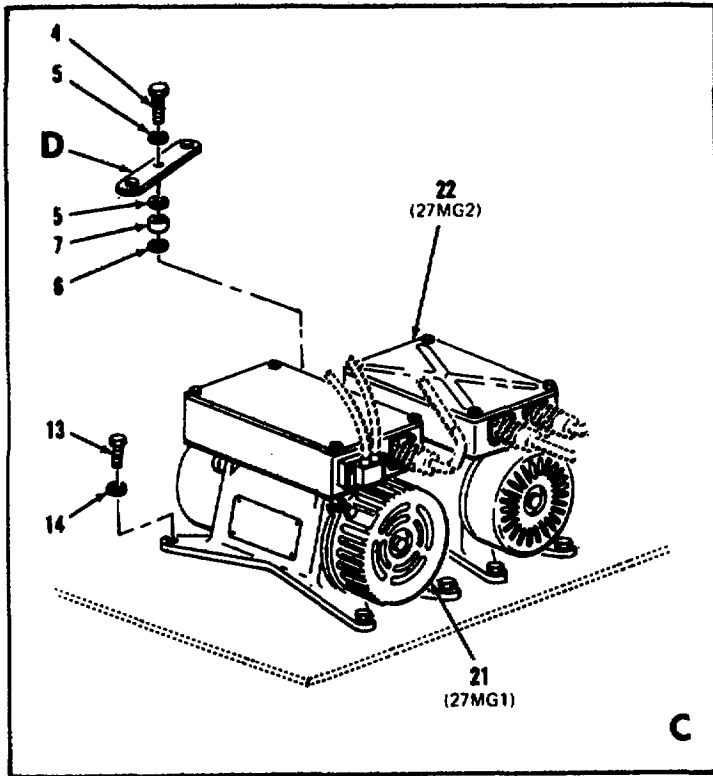
SECTION II REPAIR PARTS LIST



EL1510-204-20P-2-R1-31 ①

Figure 31. Group 27 Power (Sheet 1 of 2)

SECTION II REPAIR PARTS LIST



EL1510-204-20P-2-R1-31 (2)

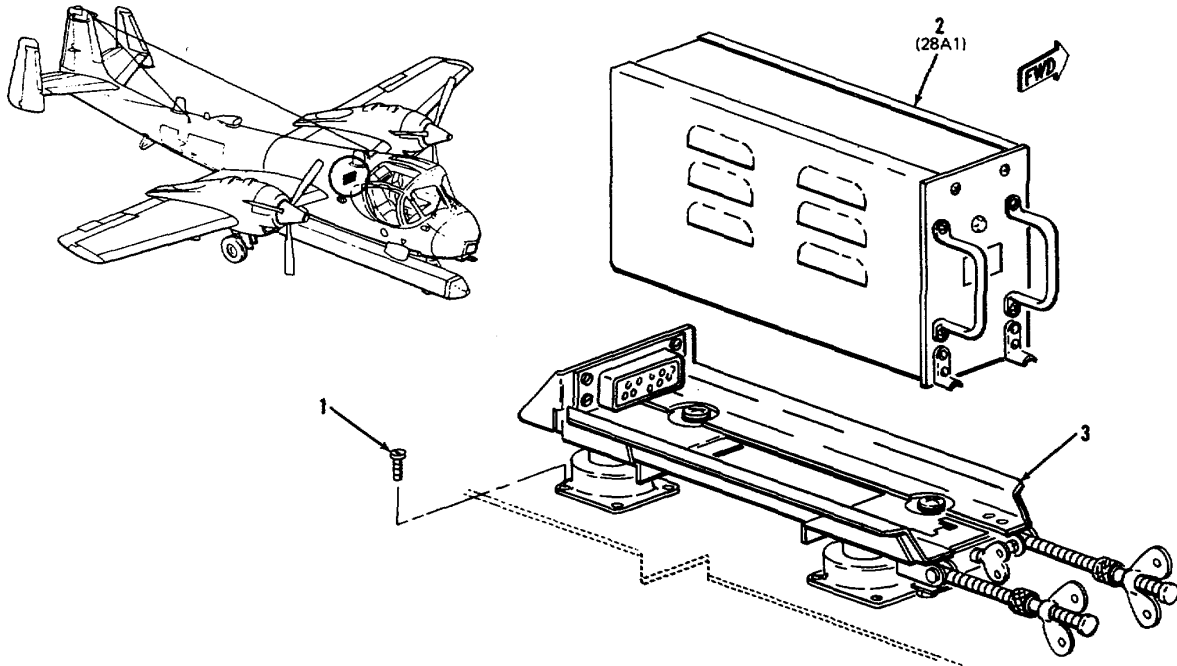
Figure 31. Group 27 Power (Sheet 2 of 2)

SECTION II REPAIR PARTS LIST

TM 11-1510-204-20P-2

(1) ILLUSTRATION		(2)	(3)	(4)	(5)	(6)	(7)	(8)	
(a) FIG NO.	(b) ITEM NO.	SMR CODE	NATIONAL STOCK NUMBER	PART NUMBER	FSCM	DESCRIPTION Usable On Code	U/M	QTY INC IN UNIT	
N	31	17	PAOFF	6110-00-014-6624	ID-1979/A	80058	GROUP: 2701 VOLTAGE CONTROLLER GROUP OK-279A	EA	1
N	31	18	PAOZZ		AV111050-1	80058	INDICATOR-CONTROL ASSEMBLY:	EA	1
N	31	19	PAOFF	6110-00-255-1575	C-9606/A	80058	BATTERY, STORAGE:	EA	1
N	31	20	PAOFF	5975-00-114-5211	MT-4685/A	80058	CONTROL, VOLTAGE:	EA	1
N	31	21	PAOFF	6125-00-958-6915	PU545/A	80058	MOUNTING: GROUP: 2702 MOTOR-GENERATOR (2500VA) INVERTER NO. 1 PU-545A	EA	1
N	31	21	PAOFF	6125-00-578-8130	PU573/A	80058	INVERTER, MOTOR-GENERATOR: (REFER TO TM 11-6125-240-15) INTERCHANGEABLE WITH PU573/A)	EA	1
N	31	22	PAOFF	6125-00-985-7950	PU544/A	80058	INVERTER, MOTOR-GENERATOR: (REFER TO TM 11-6125-225-25P) (INTERCHANGEABLE WITH PU545/A)	EA	1
N	31	22	PAOFF	6125-00-660-8100	PU572/A	80058	GROUP: 2703 MOTOR-GENERATOR (750VA) INVERTER NO. 2 PU-544/A	EA	1
N	31	23	PAOFF		PU750/A	80058	INVERTER, MOTOR-GENERATOR: (REFER TO TM 11-6125-239-25P) (INTERCHANGEABLE WITH PU572/A)	EA	1
N	31	24	PAOZZ		88443() /U	80058	INVERTER, MOTOR-GENERATOR: (REFER TO TM 11-6125-224-25P) (INTERCHANGEABLE WITH PU544/A)	EA	1
N	32	1	XDOZZ	5305-00-925-9674	MS27039-1-10	96906	GROUP: 2704 MOTOR-GENERATOR (5000VA) INVERTER NO. 3 PU-750/A	EA	16
N	32	2	PDOHD		SN-324/AJA-5	73030	GROUP: 2705 BATTERY BB-443 () /U	EA	1
N	32	3	PDOHD	1610-00-736-3934	MT-2695/AJA-5	73030	BATTERY:	EA	1
							GROUP: 28 PROPELLER SYNCHROPHASER		
							SCREW, MACHINE:		
							GROUP: 2801 AIRCRAFT PROPELLER SYNCHROPHASER AN/AJA-5		
							SYNCHROPHASER, PROPELLER AIRCRAFT: (REFER TO TM 11-1610-224-25)		
							MOUNTING: (REFER TO TM 11-1610-224-25)		

SECTION II REPAIR PARTS LIST



EL 1510-204-34P-2-R1-59

Figure 32. Group 28 Propeller Synchrophaser

(1) ILLUSTRATION		(2)	(3)	(4)	(5)	(6)	(7)	(8)
(a) FIG NO.	(b) ITEM NO.	SMR CODE	NATIONAL STOCK NUMBER	PART NUMBER	FSCM	DESCRIPTION	U/M	QTY INC IN UNIT
						Usable On Code		
						GROUP: 29 ANCILLARY		
N	33	1	PAOZZ 5305-00-995-0346	MS35207-269	96906	SCREW, MACHINE:	EA	6
N	33	2	PAOZZ	MS35338-43	96906	WASHER, LOCK:	EA	6
N	33	3	XDOZZ	M535206-238	96906	SCREW, MACHINE:	EA	4
N	33	4	XDOZZ	134FP75000-23	26512	SPACER, MOUNTING:	EA	1
N	33	5	XDOZZ	134FP75000-21	26512	SPACER, MOUNTING:	EA	1
N	33	6	PAOZZ 5305-00-637-1125	MS35214-29	96906	SCREW, MACHINE: (USED ONLY WITH COMPASS TRANSMITTER DT-309/AJN)	EA	3
N	33	7	PAOZZ 5310-00-167-0699	AN960B6	88044	WASHER, FLAT:	EA	3
N	33	8	XDOZZ	MS21044D08	96906	NUT, SELF-LOCKING: (USEABLE ON 69-16997 THRU 69-17026, 67-18907, 68-15932 AND 68-15940 WHEN COMPASS TRANSMITTER DT-376/AJN IS INSTALLED)	EA	2

SECTION II REPAIR PARTS LIST

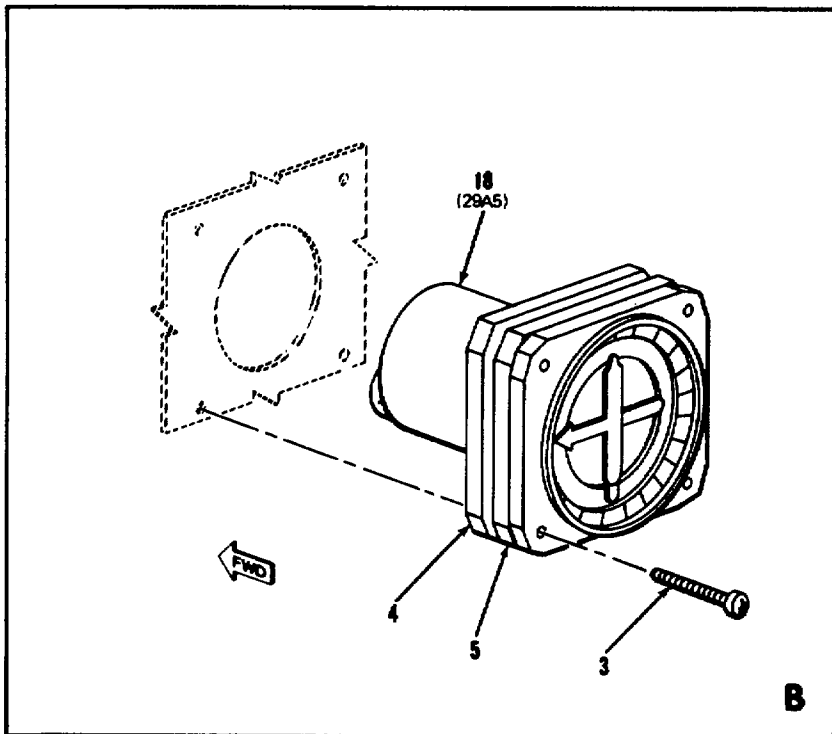
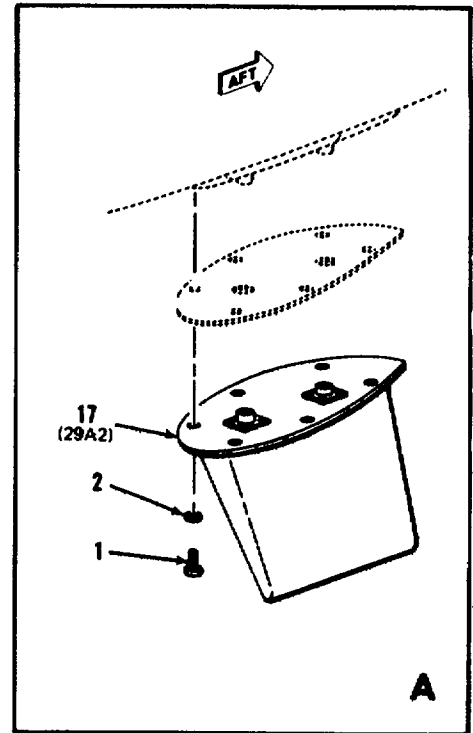
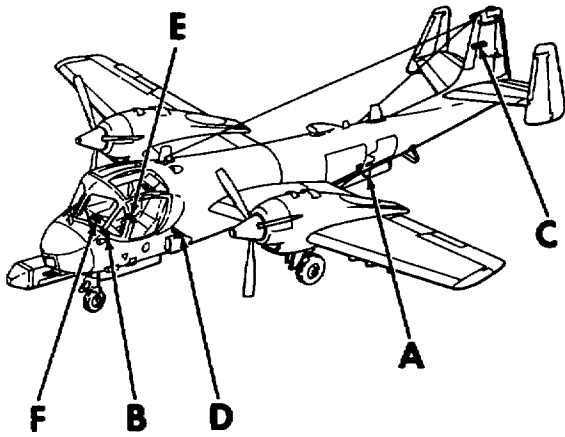
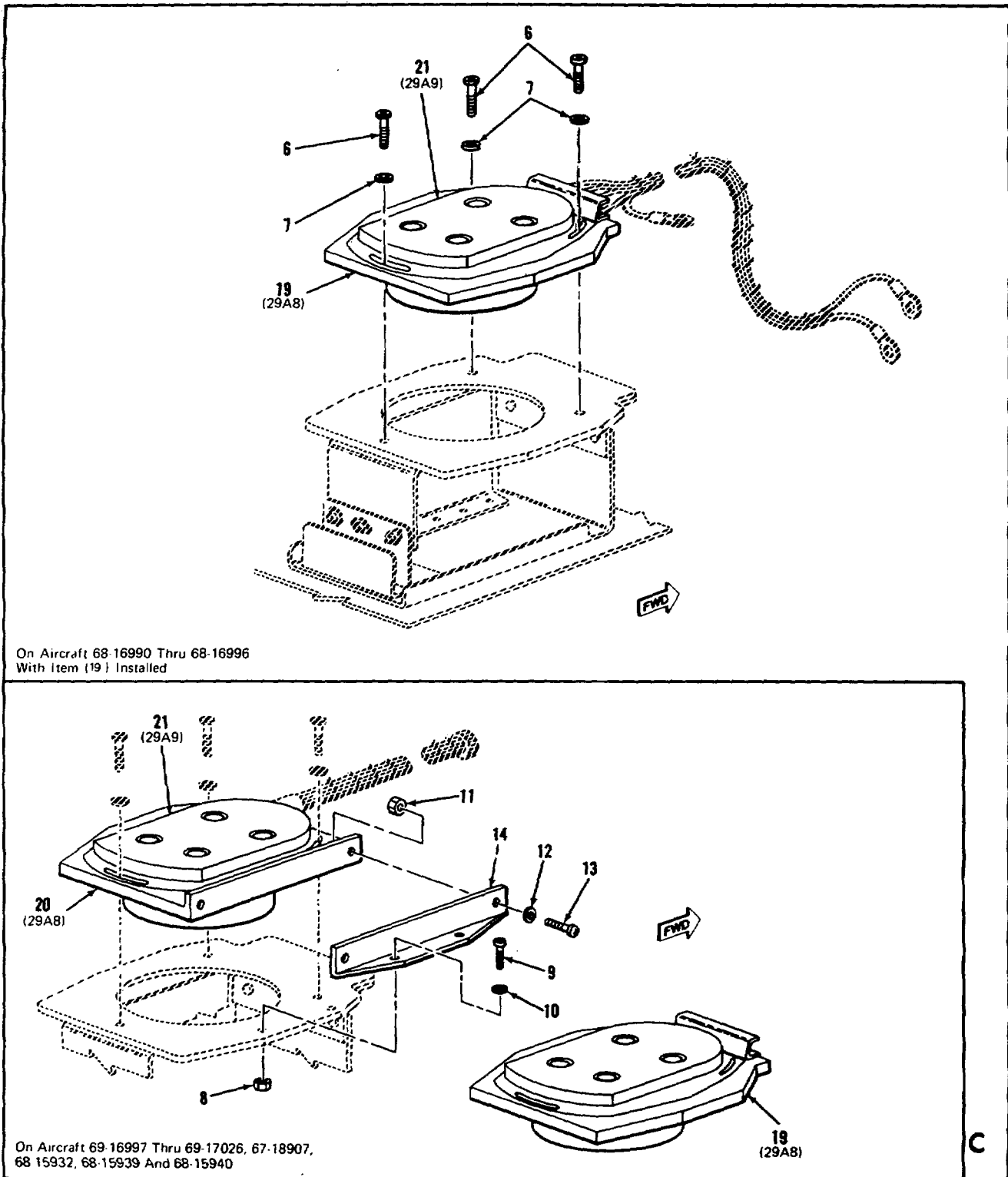


Figure 33. Group 29 Ancillary (Sheet 1 of 3)

SECTION II REPAIR PARTS LIST



EL1510-204-20P-2-R1-32 (2)

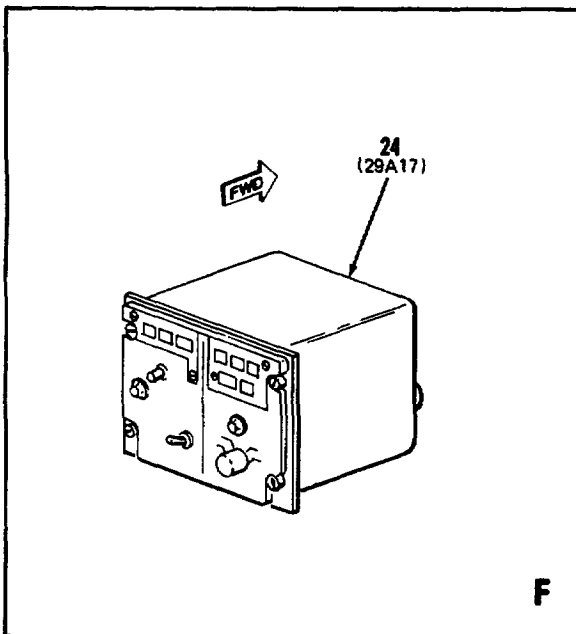
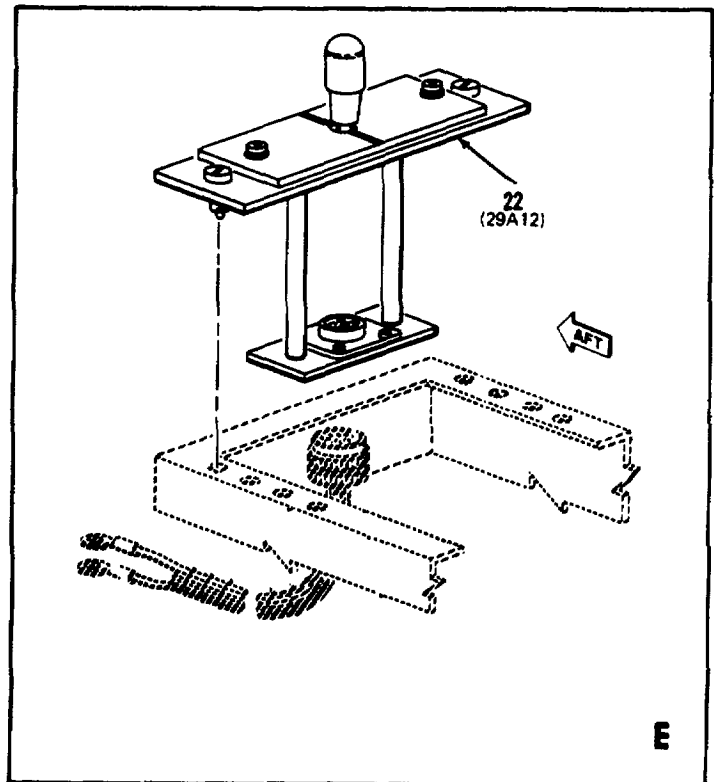
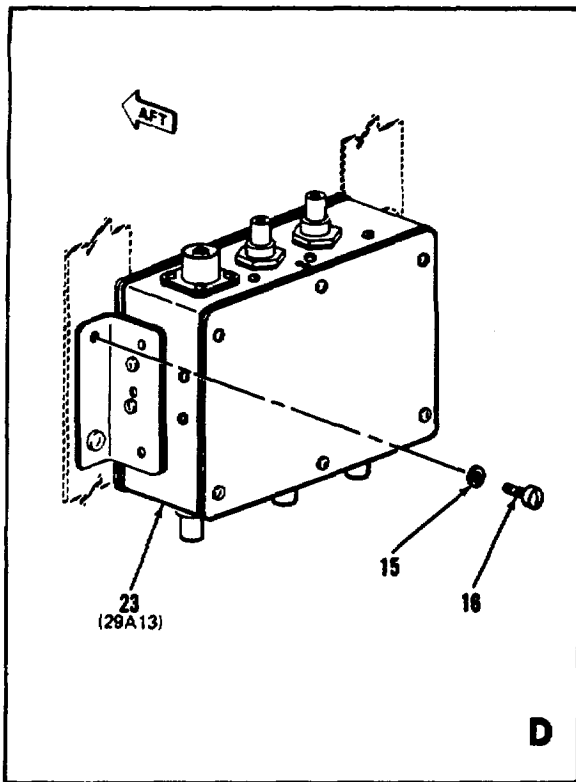
Figure 33. Group 29 Ancillary (Sheet 2 of 3)

SECTION II REPAIR PARTS LIST

TM 11-1510-204-20P-2

	(1) ILLUSTRATION		(2) SMR CODE	(3) NATIONAL STOCK NUMBER	(4) PART NUMBER	(5) FSCM	(6) DESCRIPTION Usable On Code	(7) U/M	(8) QTY INC IN UNIT
	(a) FIG NO.	(b) ITEM NO.							
N	33	9	XDOZZ		MS35214-43	96906	SCREW, MACHINE: (USEABLE ON 69-16997 THRU 69-17026, 67-18907, 68-15932 AND 68-15940 WHEN COMPASS TRANSMITTER DT-376/AJN IS INSTALLED)	EA	2
N	33	10	XDOZZ		AN960B8	88044	WASHER, FLAT: (USEABLE ON 69-16997 THRU 69-17026, 67-18907, 68-15932 AND 68-15940 WHEN COMPASS TRANSMITTER DT-376/AJN IS INSTALLED)	EA	2
N	33	11	XDOZZ		MS21044D06	96906	NUT, SELF-LOCKING: (USEABLE ON 69-16997 THRU 69-17026, 67-18907, 68-15932 AND 68-15940 WHEN COMPASS TRANSMITTER OT-376/AJN IS INSTALLED)	EA	2
N	33	12	XDOZZ	5310-00-167-0699	AN960B6	88044	WASHER, FLAT: (USEABLE ON 69-16997 THRU 69-17026, 67-18907, 68-15932 AND 68-15940 WHEN COMPASS TRANSMITTER DT-376/AJN IS INSTALLED)	EA	2
N	33	13	PAOZZ		MS35214-27	96906	SCREW, MACHINE: (USEABLE ON 69-16997 THRU 69-17026, 67-18907, 68-15932 AND 68-15940 WHEN COMPASS TRANSMITTER DT-376/AJN IS INSTALLED)	EA	2
N	33	14	XDOZZ		134CSM77000-11	26512	ANGLE, COMPASS TRANSMITTER MOUNTING: (USEABLE ON 69-16997 THRU 69-17026, 67-18907, 68-15932 AND 68-15940 WHEN COMPASS TRANSMITTER DT-376/AJN IS INSTALLED)	EA	1
N	33	15	XDOZZ	5310-00-184-8987	AN960D8L	88044	WASHER, FLAT:	EA	4
N	33	16	PAOZZ	5305-00-984-6192	MS35206-244	96906	SCREW, MACHINE: GROUP: 2901 VHF/UHF-AM ANTENNA AT-1108/ARC	EA	4
N	33	17	PAOFF	5821-00-892-0895	AT-1108/ARC	80058	ANTENNA, VHF/UHF AM: GROUP: 2902 BEARING DISTANCE HEADING INDICATOR ID-663B/U	EA	1
N	33	18	PAOZZ		ID-663B/U	80058	BEARING-DISTANCE-HEADING INDICATOR: GROUP: 2903 COMPASS TRANSMITTER DT-309()/AJN OR COMPASS TRANSMITTER DT-376/AJN	EA	1
N	33	19	PDOHD		DT-309/AJN	80058	COMPASS TRANSMITTER: (USEABLE ON 68-16990 THRU 68-16996) (ALSO USEABLE ON 69-16997 THRU 69-17026, 67-18907, 68-15932, 68-15939 AND 68-15940 AS AN ALTERNATE FOR DT-376/AJN)	EA	1
N	33	20	PDOHD	6605-00-179-2256	DT-376/AJN	80058	COMPASS TRANSMITTER: (USEABLE ON 69-16997 THRU 69-17026, 67-18907, 68-15932, 68-15939 AND 68-15940)	EA	1

SECTION II REPAIR PARTS LIST



EL1510-204-20P-2-R1-32 (3)

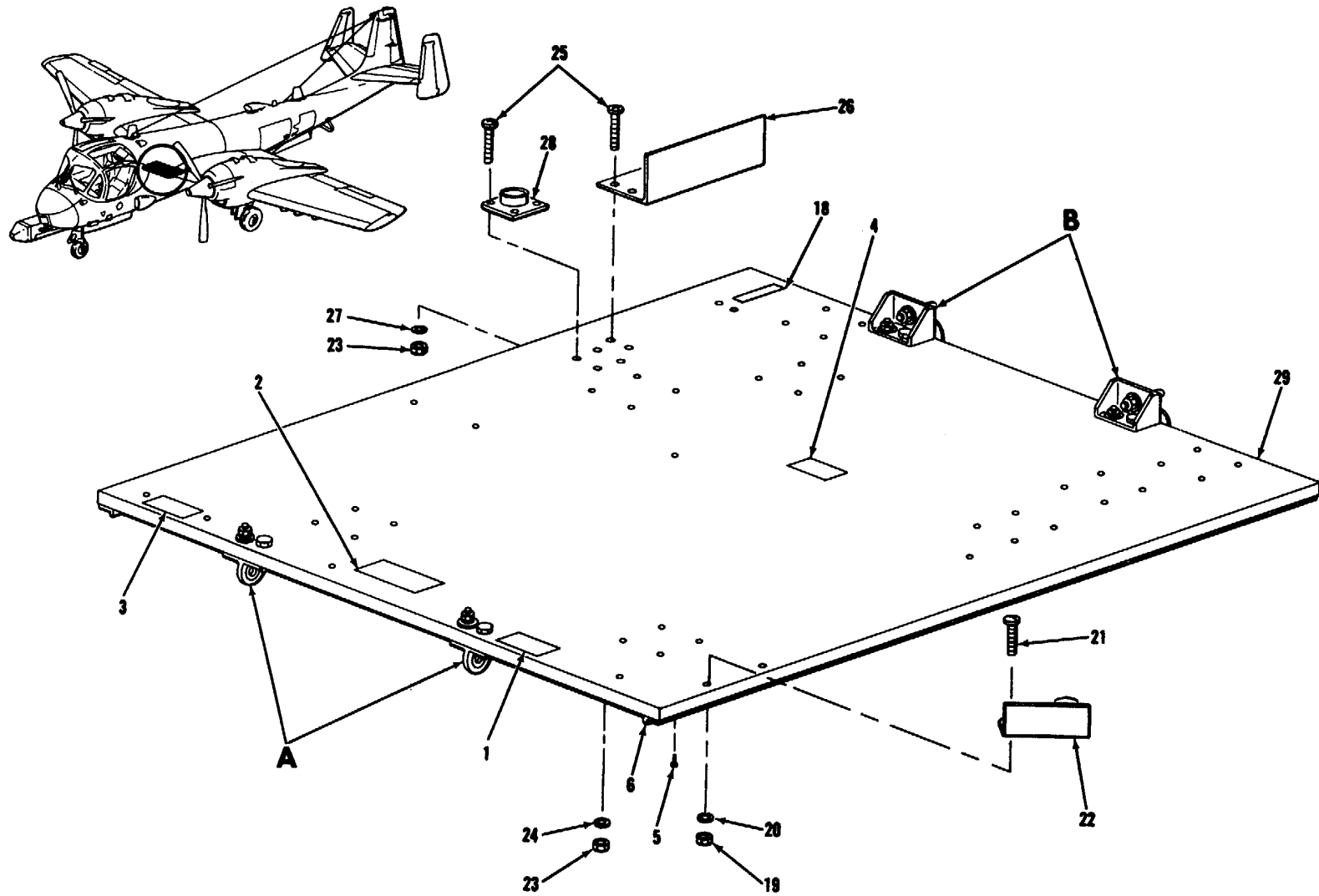
Figure 33. Group 29 Ancillary (Sheet 3 of 3)

SECTION II REPAIR PARTS LIST

TM 11-1510-204-20P-2

+	(1) ILLUSTRATION		(2) SMR CODE	(3) NATIONAL STOCK NUMBER	(4) PART NUMBER	(5) FSCM	(6) DESCRIPTION Usable On Code	(7) U/M	(8) QTY INC IN UNIT
	(a) FIG NO.	(b) ITEM NO.							
N	33	21	PDODD		CN-1072/AJN	80058	GROUP: 2904 COMPENSATOR DETECTOR CN-1072/AJN COMPENSATOR DETECTOR:	EA	1
N	33	22	AFOFF		134AV81646-3	26512	GROUP: 2912 NAV MODE CONTROL PANEL CONTROL PANEL, NAV MODE:	EA	1
N	33	23	AHOHD		134AV81638-1	26512	GROUP: 2913 BLANKING JUNCTION PANEL ASSEMBLY PANEL ASSEMBLY, BLANKING JUNCTION:	EA	1
N	33	24	AFOFF		C-7991/ALQ	26512	CONTROL PANEL: GROUP: 2917 IR AND SLAR FORWARD PALLET ASSEMBLY	EA	1
	34	1	XDOZZ		134F80009-1	26512	DECALCOMANIA:	EA	1
	34	2	XDOZZ		134F80019-1	26512	DECALCOMANIA:	EA	1
	34	3	XDOZZ		134F80009-3	26512	DECALCOMANIA:	EA	1
	34	4	XDOZZ		134F80009-5	26512	DECALCOMANIA:	EA	1
	34	5	XDOZZ		100V4A	29666	RIVET, BLIND:	EA	18
	34	6	MDOZZ		134F80321-21	26512	GUIDE, ANGLE:	EA	2
	34	7	XDOZZ		GB10A4-2	26512	BUSHING, PLAIN:	EA	2
	34	8	PAOZZ	5310-00-807-1474	MS21042L3	96906	NUT, SELF-LOCKING:	EA	8
	34	9	PAOZZ	5310-00-167-0752	AN960D10L	88044	WASHER, FLAT:	EA	8
	34	10	PAOZZ	5306-00-687-6362	NAS1303-9	80205	BOLT, SHEAR:	EA	6
	34	11	MDOZZ		134FM80030-15	26512	FITTING, SUPPORT:	EA	2
	34	12	PAOZZ	5310-00-807-1425	MS21042L4	96906	NUT, SELF-LOCKING:	EA	2
	34	13	PAOZZ	5310-00-167-0740	AN9600416	88044	WASHER, FLAT:	EA	2
	34	14	XDOZZ		134FM80012-11	26512	PIN, SUPPORT:	EA	2
	34	15	MDOZZ		134F80334-17	26512	STRIP:	EA	4
	34	16	PAOZZ	5305-00-151-2520	AN509-10R16	88044	SCREW, MACHINE:	EA	2
	34	17	MDOZZ		134FM80008-11	26512	FITTING, SUPPORT:	EA	2
	34	18	XDOZZ		134F80009-19	26512	DECALCOMANIA:	EA	1
	34	19	XDOZZ		MS21042L08	96906	NUT, SELF-LOCKING:	EA	2
	34	20	XDOZZ	531 0-00-184-8987	AN960D8L	88044	WASHER, FLAT:	EA	2
	34	21	XDOZZ		MS24694-12	96906	SCREW, MACHINE:	EA	2

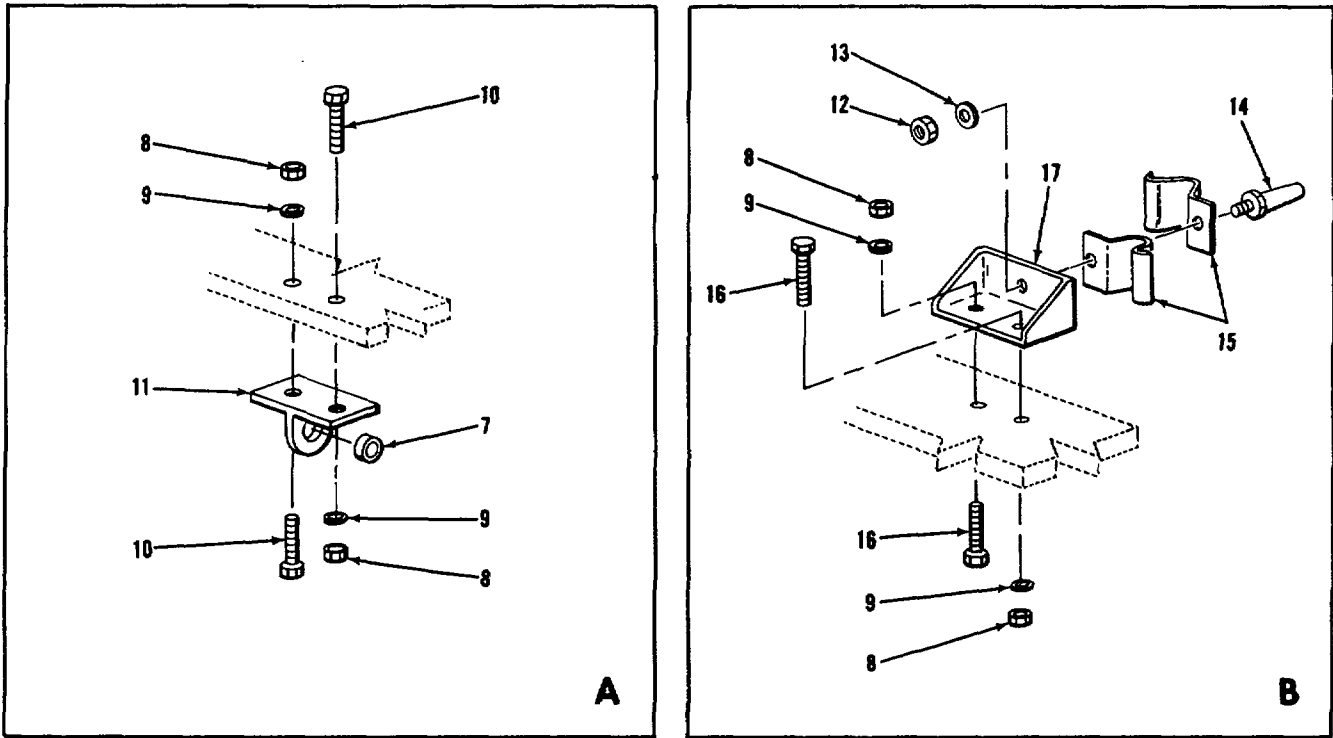
SECTION II REPAIR PARTS LIST



EL1510-204-34P-2-R1-43 (1)

Figure 34. Group 2917 IR and SLAR Forward Pallet Assembly (Sheet 1 of 2)

SECTION II REPAIR PARTS LIST



EL 1510-204-34P-2-R1.43 (2)

Figure 34. Group 2917 IR and SLAR Forward Pallet Assembly (Sheet 2 of 2)

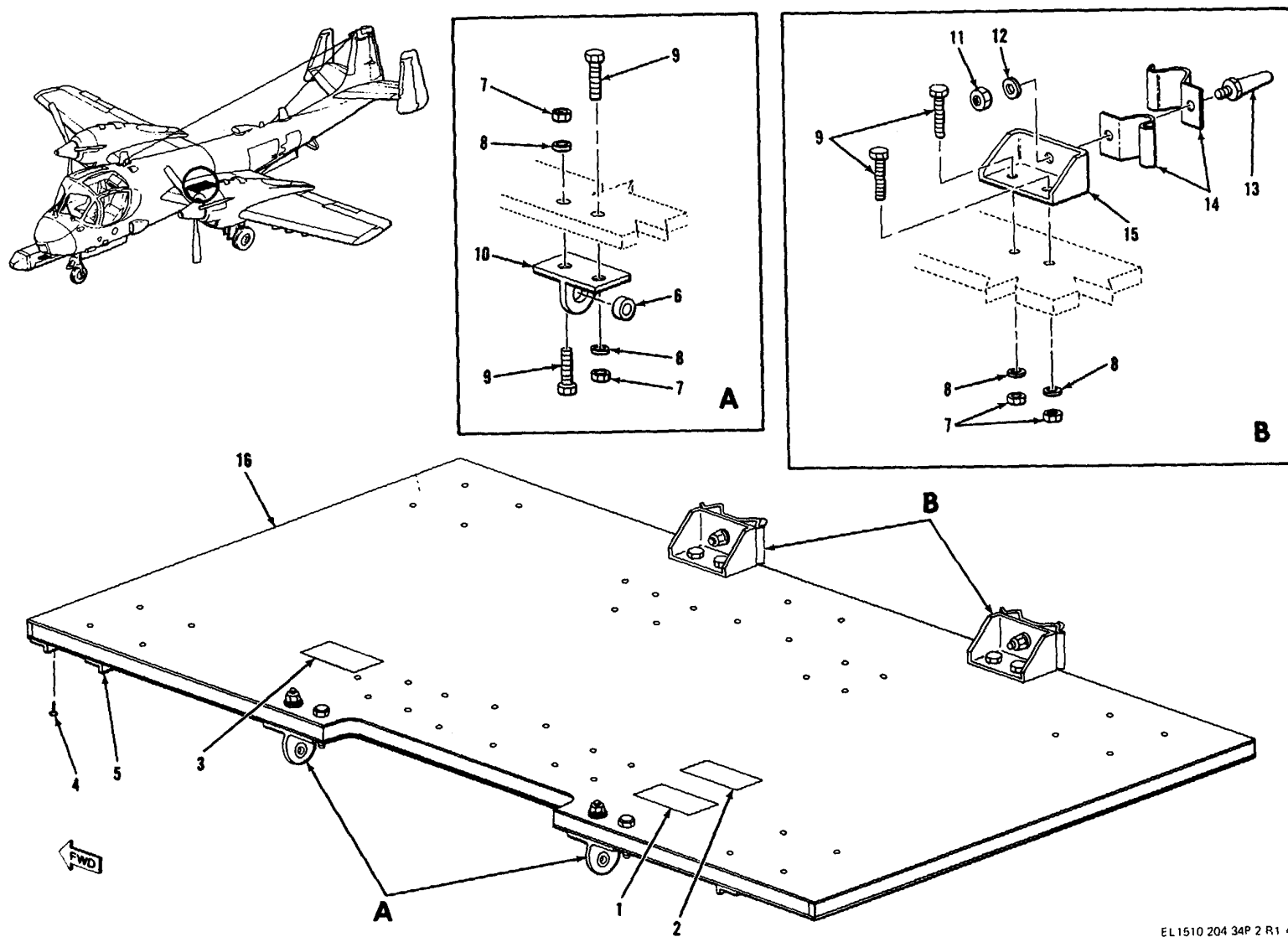
(1) ILLUSTRATION		(2)	(3)	(4)	(5)	(6)	(7)	(8)
(a) FIG NO.	(b) ITEM NO.	SMR CODE	NATIONAL STOCK NUMBER	PART NUMBER	FSCM	DESCRIPTION	U/M	QTY INC IN UNIT
						Usable On Code		
34	22	XDOZZ		134EL80051-15	26512	BRACKET:	EA	1
34	23	XDOZZ		MS21042-06	96906	NUT, SELF-LOCKING:	EA	8
34	24	XDOZZ		AN960C6L	88044	WASHER, FLAT:	EA	4
34	25	XDOZZ	5305-00-984-4992	MS35206-232	96906	SCREW, MACHINE:	EA	8
34	26	XDOZZ		134F80234-33	26512	BRACKET:	EA	1
34	27	XDOZZ		AN960D6	88044	WASHER, FLAT:	EA	4
34	28	XDOZZ		10-15091-16-3	77820	CONNECTOR, DUMMY ELECTRICAL:	EA	1
34	29	MDOZZ		134FH80007-3	26512	PALLET, HONEYCOMB:	EA	1

SECTION II REPAIR PARTS LIST

TM 11-1510-204-20P-2

(1) ILLUSTRATION		(2)	(3)	(4)	(5)	(6)	(7)	(8)
(a) FIG NO.	(b) ITEM NO.	SMR CODE	NATIONAL STOCK NUMBER	PART NUMBER	FSCM	DESCRIPTION Usable On Code	U/M	QTY INC IN UNIT
						GROUP: 2918 IR AND SLAR AFT LEFT HAND PALLET ASSEMBLY		
35	1	XDOZZ		134F80019-3	26512	DECALCOMANIA:	EA	1
35	2	XDOZZ		134F80009-7	26512	DECALCOMANIA:	EA	1
35	3	XDOZZ		134F80009-9	26512	DECALCOMANIA:	EA	1
35	4	XDOZZ		100V4A	29666	RIVET, BLIND:	EA	15
35	5	MDOZZ		134F80321-17	26512	GUIDE, ANGLE:	EA	3
35	6	XDOZZ		GB10A4-1	26512	BUSHING, PLAIN:	EA	2
35	7	PAOZZ	5370-00-807-1474	MS21042L3	96906	NUT, SELF-LOCKING:	EA	8
35	8	PAOZZ	5310-00-167-0834	AN960-10L	88044	WASHER, FLAT:	EA	8
35	9	PAOZZ	5306-00-687-6362	NAS1303-9	80205	BOLT, SHEAR:	EA	8
35	10	MDOZZ		134FM80030-13	26512	FITTING, SUPPORT:	EA	2
35	11	PAOZZ	5310-00-807-1425	MS21042L4	96906	NUT, SELF-LOCKING:	EA	2
35	12	PAOZZ	5310-00-141-1795	AN960-416	88044	WASHER, FLAT:	EA	2
35	13	XDOZZ		134F80012-11	26512	PIN, SUPPORT:	EA	2
35	14	XDOZZ		134F80334-15	26512	STRIP:	EA	4
35	15	MDOZZ		134FM80008-11	26512	FITTING, SUPPORT:	EA	2
35	16	MDOZZ		134FH80005-3	26512	PALLET, HONEYCOMB:	EA	1
						GROUP: 2919 IR AND SLAR AFT RIGHT HAND PALLET ASSEMBLY		
36	1	XDOZZ		134F80009-11	26512	DECALCOMANIA:	EA	1
36	2	XDOZZ		100V4A	29666	RIVET, BLIND:	EA	15
36	3	MDOZZ		134F80321-19	26512	GUIDE, ANGLE:	EA	3
36	4	PAOZZ	5310-00-807-1477	MS21042L6	96906	NUT, SELF-LOCKING:	EA	2
36	5	PAOZZ	5310-00-167-1726	AN9600616	88044	WASHER, FLAT:	EA	2
36	6	PAOZZ		134FM80056-11	26512	BUSHING, SLEEVE:	EA	2
36	7	XDOZZ		GB10A4-11	26512	BUSHING, PLAIN:	EA	2
36	8	PAOZZ	5310-00-807-1474	MS21042L3	96906	NUT, SELF-LOCKING:	EA	8
36	9	PAOZZ	5310-00-167-0834	AN960-10L	88044	WASHER, FLAT:	EA	8
36	10	PAOZZ	5306-00-687-6382	NAS1303-9	80205	BOLT, SHEAR:	EA	8
36	11	XDOZZ		134FM80030-11	26512	FITTING, SUPPORT:	EA	2
36	12	MDOZZ		134FM80007-11	26512	FITTING, SUPPORT:	EA	1

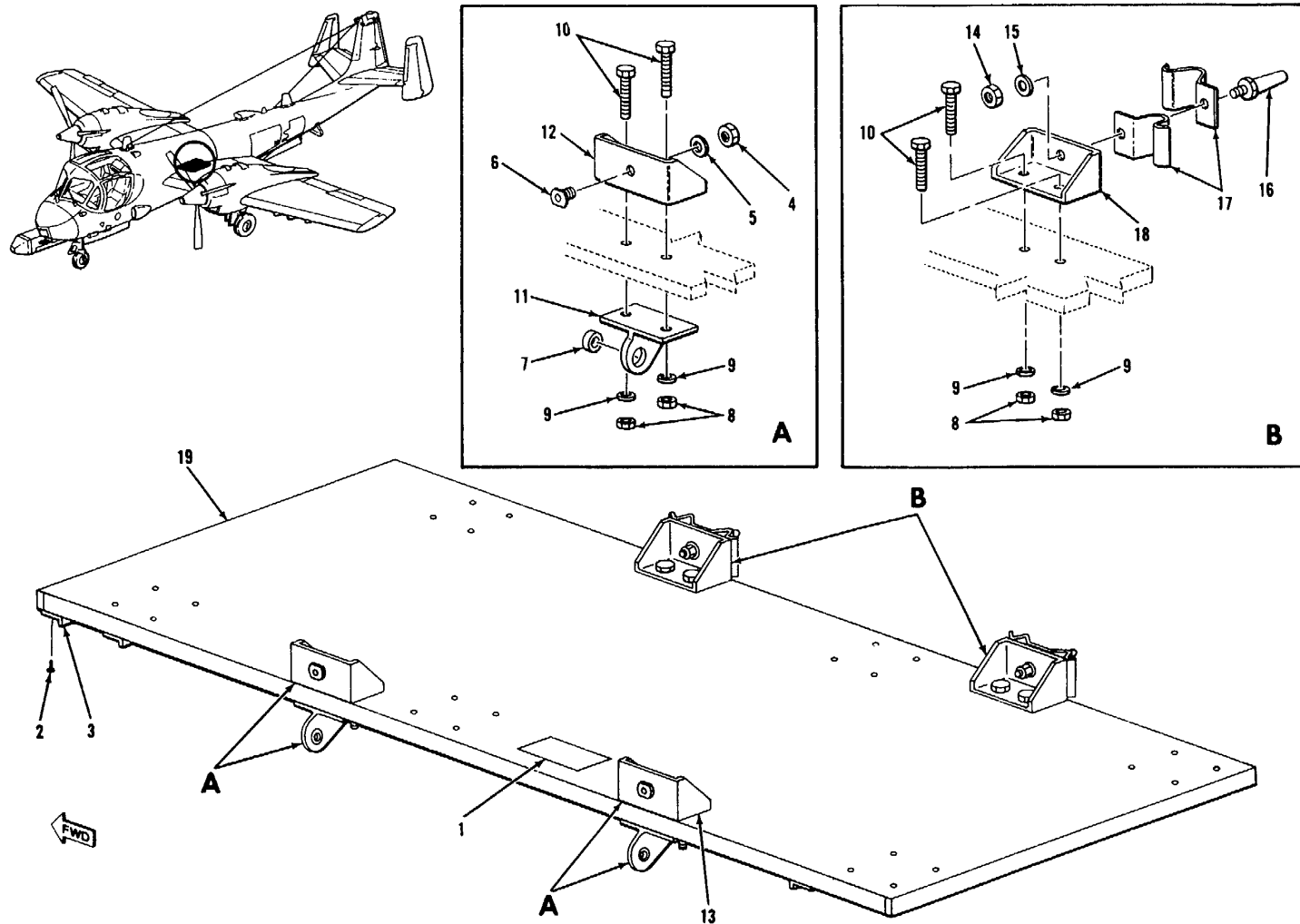
SECTION II REPAIR PARTS LIST



EL1510 204 34P 2 R1 45

Figure 35. Group 2918 IR and SLAR Aft Left Hand Pallet Assembly

SECTION II REPAIR PARTS LIST



EL 1510 204 34P 2 R1 46

Figure 36. Group 2919 IR and SLAR Aft Right Hand Pallet Assembly

SECTION II REPAIR PARTS LIST

TM 11-1510-204-20P-2

(1) ILLUSTRATION		(2)	(3)	(4)	(5)	(6)	(7)	(8)
(a) FIG NO.	(b) ITEM NO.	SMR CODE	NATIONAL STOCK NUMBER	PART NUMBER	FSCM	DESCRIPTION Usable On Code	U/M	QTY INC IN UNIT
36	13	MDOZZ		134FM80007-13	26512	FITTING, SUPPORT:	EA	1
36	14	PAOZZ	5310-00-807-1425	MS21042L4	96906	NUT, SELF-LOCKING:	EA	2
36	15	PAOZZ	5310-00-141-1795	AN960-416	88044	WASHER, FLAT:	EA	2
36	16	XDOZZ		134FM80012-11	26512	PIN, SUPPORT:	EA	2
36	17	MFOZZ		134F80334-15	26512	STRIP:	EA	4
36	18	MDOZZ		134FM80008-11	26512	FITTING, SUPPORT:	EA	2
36	19	MDOZZ		134FH80006-3	26512	PALLET, HONEYCOMB:	EA	1

SECTION IV NATIONAL STOCK NUMBER AND PART NUMBER INDEX

NOTE LATEST NATIONAL STOCK NUMBER AND PART NUMBER ASSIGNMENTS ARE INCLUDED AT END OF INDEX.

STOCK NUMBER	FIG. NO.	ITEM NO.	STOCK NUMBER	FIG. NO.	ITEM NO.
1560-00-404-6021	25	11	5305-00-995-0346	33	1
1560-00-828-3311	19	4	5305-00-995-3440	5	1
1560-00-828-3311	20	3	5306-00-655-9767	25	10
1610-00-736-3934	32	3	5306-00-687-6362	34	10
1680-00-753-3970	12	27	5306-00-687-6362	35	9
1680-00-753-3972	12	25	5306-00-687-6382	36	10
1680-00-805-3991	12	26	5306-00-812-2305	12	12
4730-00-278-9210	31	2	5310-00-167-0699	33	7
5304-00-993-1851	24	5	5310-00-167-0699	33	12
5305-00-082-6780	12	8	5310-00-167-0739	4	6
5305-00-144-3953	15	8	5310-00-167-0739	8	3
5305-00-151-2520	34	16	5310-00-167-0740	13	9
5305-00-156-2357	18	11	5310-00-167-0740	22	4
5305-00-637-1125	33	6	5310-00-167-0740	18	5
5305-00-639-7247	23	6	5310-00-167-0740	23	14
5305-00-639-7249	23	2	5310-00-167-0740	31	5
5305-00-719-5086	17	5	5310-00-167-0740	34	13
5305-00-725-0125	4	5	5310-00-167-0752	4	3
5305-00-764-0070	16	6	5310-00-167-0752	5	2
5305-00-781-9507	7	6	5310-00-167-0752	9	9
5305-00-781-9507	15	7	5310-00-167-0752	10	2
5305-00-810-8209	27	14	5310-00-167-0752	12	7
5305-00-824-6212	23	7	5310-00-167-0752	12	11
5305-00-824-6228	23	5	5310-00-167-0752	13	5
5305-00-889-3000	11	21	5310-00-167-0752	17	8
5305-00-889-3000	18	1	5310-00-167-0752	18	9
5305-00-889-3001	13	2	5310-00-167-0752	20	2
5305-00-889-3001	18	26	5310-00-167-0752	24	3
5305-00-914-9000	12	6	5310-00-167-0752	26	4
5305-00-925-9674	7	5	5310-00-167-0752	27	6
5305-00-925-9674	12	5	5310-00-167-0752	28	20
5305-00-925-9674	15	5	5310-00-167-0752	34	9
5305-00-925-9674	32	1	5310-00-167-0754	23	15
5305-00-925-9679	5	7	5310-00-167-0754	27	2
5305-00-925-9679	9	8	5310-00-167-0754	31	6
5305-00-925-9679	10	1	5310-00-167-0834	19	13
5305-00-944-5929	1	3	5310-00-167-0834	35	8
5305-00-949-6186	23	21	5310-00-167-0834	36	9
5305-00-984-4992	27	13	5310-00-167-0877	12	3
5305-00-984-4984	8	8	5310-00-167-1285	22	2
5305-00-984-4989	23	25	5310-00-167-1304	25	12
5305-00-984-4992	34	25	5310-00-167-1344	28	46
5305-00-984-6191	8	6	5310-00-167-1723	12	13
5305-00-984-6191	24	15	5310-00-167-1726	21	20
5305-00-984-6192	12	9	5310-00-167-1726	23	10
5305-00-984-6192	21	39	5310-00-167-1726	36	5
5305-00-984-6192	28	1	5310-00-176-8108	22	6
5305-00-984-6192	33	16	5310-00-176-8108	23	12
5305-00-984-6193	11	10	5310-00-184-8979	31	14
5305-00-984-6193	12	2	5310-00-184-8987	2	3
5305-00-984-6193	24	11	5310-00-184-8987	8	7
5305-00-984-6193	26	1	5310-00-184-8987	12	10
5305-00-984-6193	27	16	5310-00-184-8987	16	5
5305-00-984-6194	17	2	5310-00-184-8987	17	3
5305-00-984-6195	11	14	5310-00-184-8987	18	12
5305-00-984-6195	12	17	5310-00-184-8987	19	3
5305-00-984-6209	28	19	5310-00-184-8987	21	3
5305-00-989-7434	5	6	5310-00-184-8987	21	40
5305-00-989-7434	9	3	5310-00-184-8987	24	10
5305-00-989-7434	24	8	5310-00-184-8987	26	5
5305-00-989-7434	28	4	5310-00-184-8987	28	2
5305-00-989-7435	9	1	5310-00-184-8987	33	15
5305-00-989-7435	16	1	5310-00-184-8987	34	20
5305-00-989-7435	17	7	5310-00-184-8988	1	7
5305-00-989-7435	26	3	5310-00-184-8988	8	9
5305-00-989-7435	28	7	5310-00-184-8988	11	8
5305-00-989-6265	5	5	5310-00-184-8988	13	3
5305-00-993-1848	13	4	5310-00-184-8988	18	2
5305-00-993-1848	18	14	5310-00-184-8988	21	6
5305-00-993-1848	20	1	5310-00-184-8988	21	9
5305-00-993-1848	28	27	5310-00-184-8988	21	42
5305-00-993-1851	4	2	5310-00-184-8988	26	2
5305-00-993-1851	9	2			
5305-00-995-0346	14	2			

SECTION IV NATIONAL STOCK NUMBER AND PART NUMBER INDEX

STOCK NUMBER	FIG. NO.	ITEM NO.	STOCK NUMBER	FIG. NO.	ITEM NO.
5310-00-337-8329	25	5	5826-00-985-9196	8	12
5310-00-622-9531	23	26	5841-00-179-8505	24	24
5310-00-660-2215	23	4	5841-00-179-8506	24	29
5310-00-807-1425	34	12	5841-00-179-8507	24	23
5310-00-807-1425	35	11	5841-00-788-7791	13	17
5310-00-807-1425	36	14	5841-00-899-0817	16	11
5310-00-807-1472	1	11	5850-00-351-2958	22	9
5310-00-807-1472	8	10	5850-00-402-2227	21	30
5310-00-807-1472	11	6	5850-00-402-2228	21	34
5310-00-807-1472	13	1	5850-00-460-3987	21	31
5310-00-807-1472	21	7	5850-00-466-0153	21	35
5310-00-807-1472	23	24	5850-00-466-0154	21	33
5310-00-807-1473	4	4	5850-00-466-2018	21	29
5310-00-807-1473	11	13	5850-00-466-2019	21	32
5310-00-807-1473	18	10	5850-00-481-3681	21	36
5310-00-807-1473	24	9	5850-00-763-4713	21	28
5310-00-807-1473	28	5	5855-00-466-0155	21	26
5310-00-807-1474	5	8	5895-00-063-9498	17	6
5310-00-807-1474	10	3	5895-00-089-7179	17	10
5310-00-807-1474	23	3	5895-00-134-6462	26	8
5310-00-807-1474	24	2	5895-00-165-3396	26	7
5310-00-807-1474	28	21	5895-00-235-4519	26	6
5310-00-807-1474	34	8	5895-00-538-7464	15	14
5310-00-807-1474	35	7	5895-00-665-0432	15	15
5310-00-807-1474	36	8	5895-00-787-9554	28	34
5310-00-807-1477	1	5	5895-00-982-6242	28	32
5310-00-807-1477	23	9	5895-00-989-2107	28	31
5310-00-807-1477	36	4	5895-00-989-2109	28	33
5310-00-893-2864	11	20	5895-00-995-9704	28	36
5310-00-952-0309	28	40	5895-00-995-9812	28	30
5315-00-058-3832	22	3	5895-00-997-7903	28	35
			5915-00-134-0750	16	10
5315-00-854-6476	23	13	5930-00-243-2382	1	8
5325-00-298-7001	25	6	5930-00-504-6094	1	9
5325-00-505-4798	25	9	5930-00-539-6611	18	31
5325-00-599-7820	25	7	5935-00-016-4054	18	29
5325-00-817-0510	18	28	5950-00-614-1103	12	28
5326-00-790-6427	9	6			
5340-00-275-9197	28	45	5975-00-050-0220	10	4
5340-00-622-3098	16	4	5975-00-114-5217	31	20
5340-00-687-2093	11	15	5975-00-224-8102	18	15
5340-00-721-7383	27	15	5975-00-553-7151	4	12
5340-00-981-6705	23	27	5975-00-933-8335	6	8
5355-00-579-2896	11	25	5985-00-167-7898	5	12
5805-00-465-1690	21	25	5985-00-179-8430	24	31
5821-00-019-8405	5	9	5985-00-413-4414	4	10
5821-00-050-8168	5	11	5985-00-504-7200	6	4
5821-00-082-3701	2	7	5985-00-504-7200	10	5
5821-00-082-3927	2	5	5985-00-524-6789	6	3
5821-00-082-3928	2	4	5985-00-538-7464	17	11
5821-00-082-5789	2	8	5985-00-589-2475	11	23
5821-00-883-1622	9	4	5985-00-818-6965	4	13
5821-00-892-0895	33	17	5985-00-937-3593	11	19
5821-00-895-4175	1	1			
5821-00-935-5071	4	8	5985-00-998-1563	6	1
5821-00-935-5072	3	1	5985-00-998-1563	10	6
			5995-00-138-8656	15	16
5826-00-014-0346	8	15	5995-00-357-6018	12	31
5826-00-179-8437	13	13	5995-00-357-6019	12	30
5826-00-179-8438	13	12	5995-00-357-6020	12	32
5826-00-179-8440	13	15	5995-00-357-6021	12	29
5826-00-220-2065	13	14	5995-00-357-6024	19	9
5826-00-284-8314	11	18	6110-00-014-6624	31	17
5826-00-445-8310	7	7	6110-00-255-1575	31	19
5826-00-445-8311	7	1	6125-00-578-8130	31	21
5826-00-446-1407	7	3	6125-00-660-8100	31	22
5826-00-446-1408	7	2	6125-00-958-6915	31	27
5826-00-486-8067	7	4	6125-00-985-7950	31	22
5826-00-705-2060	11	12	6145-00-933-5695	6	5
5826-00-790-6426	9	5	6145-00-933-5876	6	6
5826-00-920-7107	8	11	6150-00-655-1447	11	9
5826-00-920-7108	8	13			

SECTION IV NATIONAL STOCK NUMBER AND PART NUMBER INDEX

STOCK NUMBER	FIG. NO.	ITEM NO.	STOCK NUMBER	FIG. NO.	ITEM NO.
6240-00-155-8714	11	4	6625-00-179-5843	24	26
6605-00-179-2256	33	20	6665-00-926-4382	27	11
6605-00-926-8422	14	5	666s-o0-930-2304	27	9
6605-00-933-4280	14	3	6665-00-930-2724	27	10
6610-00-477-6272	26	9			
6615-00-138-4066	11	24	6720-00-087-3151	18	23
6615-00-752-7612	12	19	6720-00-890-7600	19	6
6615-00-752-7613	12	23	6720-00-890-7600	20	7
6615-00-771-4634	12	24	6720-00-922-5803	19	7
6615-00-771-4636	12	20	6720-00-922-5803	20	5
6615-00-884-5169	12	21	6720-00-929-9848	18	20
6615-00-919-1962	14	4	6720-00-936-5430	19	8
6615-00-937-7671	14	6	6720-00-936-5430	20	6
			6760-00-014-8305	18	22

SECTION IV NATIONAL STOCK NUMBER AND PART NUMBER INDEX

PART NUMBER	FSCM	FIG. NO.	ITEM NO.	PART NUMBER	FSCM	FIG. NO.	ITEM NOM
AM-2853/ASN	80058	7	4	AN960D6L	88044	13	3
AM-4682/ASN-76	80058	14	5	AN960D6L	88044	18	2
AN/ALQ-67	80058	29	1	AN960D6L	88044	21	6
AN-ALQ-80	80058	30	1	AN960D6L	88044	21	9
AN/ARC-114	80358	4	8	AN960D6L	88044	21	42
AN/ARC-115	80058	3	1	AN960D6L	88044	26	2
AN310-4	88044	22	2	AN960D616	88044	21	20
AN315-4R	88044	28	46	AN960D616	88044	23	10
AN316-8R	88044	25	12	AN960D616	96906	36	5
AN3166-1	88044	1	8	AN960D616L	88044	31	14
AN320-4	88044	22	6	AN960D8	88044	4	6
AN320-4	88044	23	12	AN960D8	88044	8	3
AN350-4	88044	18	4	AN960D8L	88044	2	3
AN4-15	88044	13	8	AN960D8L	88044	8	7
AN4-16	88044	31	4	AN960D8L	88044	12	10
AN4-17	88044	13	11	AN960D8L	88044	16	5
AN4-22	88044	13	10	AN960D8L	88044	17	3
AN500A416-7	88044	19	22	AN960D8L	88044	18	12
AN500A8-22	88044	16	3	AN960D8L	88044	19	3
AN502-10-8	88044	19	12	AN960D8L	88044	21	3
AN503-8-8	88044	2	1	AN960D8L	88044	21	40
ANS57-632R10	88044	15	8	AN960D8L	88044	24	10
AN507-632R8	88044	27	14	AN960D8L	88044	26	5
AN509-10R16	88044	34	16	AN960D8L	88044	28	2
AN509-8R10	88044	18	11	AN960D8L	88044	33	15
AN509-8R24	88044	4	5	AN960D8L	88044	34	20
AN515-6R20	88044	1	12	AS-1858/APN-171(V)	80058	16	11
AN515-6R8	88044	11	21	AS-2042/ARC	80058	4	9
AN515-8-8	88044	2	2	AS-2108/ARN-89	80058	9	6
AN525-832-20	88044	8	5	AS-2199/APS-94D	80058	24	31
AN525-832-28	88044	8	2	AS-2285/ARC	80058	4	10
AN6-14	88044	31	13	AT-1108/ARC	80058	33	17
AN737RM22	88044	31	2	AT741/A	80058	15	14
AN936A8	88044	12	3	AT741/A	80058	17	11
AN960-10	88044	21	14	AV111050-1	80058	31	18
AN960-10L	88044	19	13	B44X50	81860	19	24
AN960-10L	88044	35	8	88443()/U	80058	31	24
AN960-10L	88044	36	9	C-3106/ASW-12(V)	80058	12	23
AN960-416	88044	19	17	C-3107/ASW-12(V)	80058	12	19
AN960-416	88044	21	11	C-3108/ASW-12(V)	80058	12	24
AN960-416	88044	35	12	C-3940/ARC-94	80058	5	9
AN960-416	88044	36	15	C-6280(P)/APX	80058	17	12
AN960-416L	88044	19	23	C-6287/ARC-51BX	80058	2	4
AN960B6	88044	33	7	C-6533/ARC	80058	1	1
AN960B6	88044	33	12	C-6873/ARN-82	80058	8	11
AN960B8	88044	33	10	C-7392/ARN-89	80058	9	4
ANC60C6L	88044	34	24	C-7645/APS-94D	80058	24	25
AN960D10	88044	12	13	C-7991/ALQ	26512	33	24
AN960D10L	88044	4	3	C-8099/ASN-76	80058	14	3
AN960D10L	88044	5	2	C-8163(V)/ADR-6	80058	27	8
AN960D10L	88044	9	9	C-8338/AYA-10	80058	26	8
AN960D10L	88044	10	2	C-8986/ARN-103(V)	80058	15	10
AN960D10L	88044	12	7	C-9606/A	80058	31	19
AN960010L	88044	13	5	CM-374/APS-94D	80058	24	28
AN960D10L	88044	17	8	CN-1072/AJN	80058	33	21
AN960D10L	88044	18	9	CN-1151/ASN-76	80058	14	4
AN960D10L	88044	20	2	CN-601A/ASW-12(V)	80058	12	21
AN960D10L	88044	24	3	CP-854/ADR-6	80058	27	10
AN960D10L	88044	26	4	CP-941/ASN-86	80058	13	13
AN960D10L	88044	27	6	CP-583/ASN	80058	7	3
AN960D10L	88044	28	20	CU-1658/A	80058	5	12
AN960D10L	88044	34	9	CU-792/ASW-12(V)	80058	12	20
AN960D416	88044	13	9	CV-2647/AYA-10	80058	26	6
AN960D416	88044	18	5	CV-2666/AAS-24	80058	21	35
AN960D416	88044	22	4	CV-2924/ARN-103(V)	80058	15	12
AN960D416	88044	23	14	C14355	80344	10	4
AN960D416	88044	31	5	DL1326M125	07006	22	9
AN960D416	88044	34	13	DT-309/AJN	80058	33	19
AN960D416L	88044	23	15	DT-322/ADR-6	80058	27	11
AN960D416L	88044	27	2	DT-376/AJN	80058	33	20
AN960D416L	88044	31	6	F-1263/APN-171(V)	80058	16	10
AN960D6	88044	34	27	GB10A4-1	26512	35	6
AN960D6L	88044	1	7	GB10A4-11	26512	36	7
AN960D6L	88044	8	9	GB10A4-2	26512	34	7
AN960D6L	88044	11	8	GB10F4-11	26512	31	16

SECTION IV NATIONAL STOCK NUMBER AND PART NUMBER INDEX

PART NUMBER	FSCM	FIG NO.	ITEM NO.	PART NUMBER	FSCM	FIG. NO.	ITEM NOM
GN10W1032	26512	18	8	MS25089-4G	96906	18	31
GN10W632	26512	11	20	MS25165-1	96906	11	25
GP11D1	26512	1	2	MS25171-2S	96906	4	12
G5-4-34	26512	31	7	M25231-313	95906	11	4
HD-615/ARC-51BX	80058	2	7	MS25269D1	96906	26	10
HD-841/AAS-24	80058	21	26	MS25381-1	96906	18	28
HL18PB5-3	73197	23	32	MS27039-0809	96906	19	1
HL18PB5-4	73197	23	19	MS27039-0811	96906	19	2
HL18PB5-5	73197	23	28	MS27039-1-07	96906	1	3
HL18PB5-6	73197	23	30	MS27039-1-08	96906	7	6
HL18PB5-8	73197	23	17	MS27039-1-08	96906	15	7
HL70-5	73197	23	18	MS27039-1-09	96906	15	3
ID-1003/ARC	80058	2	6	MS27039-1-10	96906	7	5
ID-1345A/APN-171(V)	80058	16	7	MS27039-1-10	96906	12	5
ID-1579/ASN-86	80058	13	12	MS27039-1-10	96906	15	2
ID-1581(V) /ADR-6	80058	27	7	MS27039-1-10	96906	32	1
ID-1979/A	80058	31	17	MS27039-1-11	96906	15	2
ID-663B/U	80058	33	18	MS27039-1-12	96906	12	8
ID-882/ASN	80058	7	1	MS27039-1-14	96906	18	7
ID-883/ASN-33	80058	7	2	MS27039-1-14	96906	21	13
IP-923/APS-94D	80058	24	24	MS27039-1-16	96906	15	6
J-2794/APS-940	80058	24	30	MS27039-1-17	96906	15	1
KA-60(C)	80058	19	8	MS27039-1-18	96906	12	6
KA-60(C)	80058	20	6	MS27039-1-20	96906	15	9
KA-76A	80058	15	23	MS27039C1-08	96906	5	7
KIT-1A/TSEC	80058	17	14	MS27039C1-08	96906	9	8
LA-388A	80058	18	24	MS27039C1-08	96906	10	1
LA-412A	80058	19	6	MS28042-3	96906	27	15
LA-412A	80058	20	7	MS35206-226	96906	21	8
LA-413A	80058	19	7	MS35206-228	96906	8	8
LA-413A	80058	20	5	MS35206-229	96906	21	41
MS171434	96906	28	38	MS35206-229	96906	23	25
MS20074-04-14	96906	19	16	MS35206-231	96906	13	2
MS20426AD3	96906	4	7	MS35206-231	96906	18	26
MS20426AD3	96906	25	8	MS35206-232	96906	27	13
MS20426AD3	96906	28	9	MS35206-232	96906	34	25
MS20426AD4	96906	28	44	MS35206-238	96906	33	3
MS20470AD3	96906	28	44	MS35206-243	96906	8	6
MS20470AD3	96906	31	9	MS35206-243	96906	24	15
MS1040L3	96906	12	14	MS35206-244	96906	12	9
MS21042-06	96906	34	23	MS35206-244	96906	21	39
MS21042-08	96906	21	4	MS35206-244	96906	28	1
MS21042-3	96906	21	15	MS35206-244	96906	33	16
MS21042-4	96906	21	10	MS35206-245	96906	11	10
MS21042-6	96906	21	19	MS35206-245	96906	12	2
MS21042L06	96906	1	11	MS35206-245	96906	24	11
MS21042L06	96906	8	10	MS35206-245	96906	26	1
MS21042L06	96906	11	6	MS35206-245	96906	27	16
MS21042L06	96906	13	1	MS35206-246	96906	17	2
MS21042L06	96906	21	7	MS35206-247	96906	11	14
MS21042L06	96906	23	24	MS35206-247	96906	12	17
MS21042L08	96906	4	4	MS35206-248	96906	12	18
MS21042L08	96906	11	13	MS35206-248	96906	24	14
MS21042L08	96906	18	10	MS35206-253	96906	24	12
MS21042L08	96906	24	9	MS35206-254	96906	28	3
MS21042L08	96906	28	5	MS35206-262	96906	28	19
MS24665-153	96906	23	13	MS35206-263	96906	24	8
MS24665-155	96906	22	3	MS35206-267	96906	24	5
MS24693-32	96906	1	6	MS35206-282	96906	27	4
MS24693-32	96906	21	5	MS35206-300	96906	18	1
MS24693S29	96906	17	1	MS35207-1848	96906	20	1
MS24693S30	96906	11	7	MS35207-217	96906	14	1
MS24693S51	96906	28	29	MS35207-232	96906	5	4
MS24694-12	96906	34	21	MS35207-249	96906	21	2
MS24694-24	96906	13	6	MS35207-262	96906	5	5
MS24694-5	96906	24	4	MS35207-262	96906	12	11
MS24694C73	96906	28	24	MS35207-263	96906	5	6
MS24694S7	96906	11	1	MS35207-263	96906	9	3
MS25003-1	96906	1	9	MS35207-263	96906	28	4
				MS35207-264	96906	9	1
MS25052-1B	96906	6	2	MS35207-264	96906	16	1
MS25055-1B	96906	6	3	MS35207-264	96906	17	7
MS25056-1A	96906	10	5	MS35207-264	96906	26	3
MS25056-1B	96906	6	4	MS35207-264	96906	28	7
MS25058-1	96906	6	1	MS35207-265	96906	13	4
MS25058-1	96906	10	6	MS35207-265	96906	18	14
MS25083-1BB5	96906	28	6	MS34207-265	96906	28	27
MS25083-2AB4	96906	11	9	MS35207-266	96906	27	5

SECTION IV NATIONAL STOCK NUMBER AND PART NUMBER INDEX

PART NUMBER	FSCM	FIG NO.	ITEM NO.	PART NUMBER	FSCM	FIG. NO.	ITEM NOM
MS35207-267	96906	4	2	PU545/A	80058	31	21
MS35207-267	96906	9	2	PU572/A	80058	31	22
MS35207-269	96906	14	2	PU573/A	80058	31	21
MS35207-269	96906	33	1	PU750/A	80058	31	23
MS35207-270	96906	5	1	P325B162	01940	12	28
MS35208-230	96906	8	1	R-1388/ARN-82	80058	8	12
MS35214-27	96906	33	13	R-1496/ARN-89	80058	9	5
MS35214-29	96906	33	6	R-1615/AAS-24	80058	21	31
MS35214-43	96906	33	9	R-844/ARN-58	80058	11	12
M535265-51	96906	16	3	RO-301/ADR-6	80058	27	9
MS35338-43	96906	33	2	RO-352/APS-94D	80058	24	23
MS35790-9	96906	11	2	RT-1057/ARN-103(V)	80058	15	11
MS51959-46	96906	16	6	RT-698/ARC-102	80058	5	10
MS51960-82	96906	17	5	RT-742/ARC-51BX	80058	2	5
MS9140452	96906	28	28	RT-804/APN-171(V)	80058	16	8
MT- ()	80058	17	9	RT-859/APX-72	80058	17	10
MT-2416/ASN	80058	7	7	RT-899/APS-94D	80058	24	29
MT-2653/ARC	80058	2	8	SA521/A	80058	15	15
MT-2695/AJA-5	73030	32	3	SG-794/APS-94D	80058	24	26
MT-3513/APX	80058	17	4	SN-324/AJA-5	80058	32	2
MT-3600/ARN-82	80058	8	13	TG-78/ASW-12(V)	80058	12	25
MT-3772/A	80058	5	13	TG-80/ASW-12(V)	80058	12	27
MT-3809/APX-72	80058	17	6	TG-81/ASW-12(V)	80058	12	26
MT-3870/A	80058	14	6	TS-1843/APX	80058	17	13
MT-4015-APS-94D	80058	24	27	T922/A	80058	13	17
MT-4074/ASN-86	80058	13	16	042-526-3243-002	81590	11	3
NT-4075/ASN-86	80058	13	14	10-150921-16-3	37820	34	28
HT-4157/AAS-24	80058	21	34	100V4A	29666	34	5
MT-4158/AAS-24	80058	21	30	100V4A	29666	35	4
MT-4159/AAS-24	80058	21	36	100V4A	29666	36	2
MT-4167/APN-171	80058	16	9	1193D4	80058	19	5
MT-4411/ARN-103(V)	80058	15	13	1193D64	80058	20	4
MT-4539/AYA-10	80058	26	7	1221-101-1	11871	18	18
MT4685/A	80058	31	20	1221-201-1	11871	18	19
MX-2916A/ASW-12(V)	80058	12	22	13350	82152	4	13
MX-8123/ASN-86	80058	13	15	134AM77011-1	26512	18	21
MX-8357/AAS-24	80058	21	33	134AVP81011-1	26512	18	27
MX-8358/AAS-24	80058	21	29	134AVP81011-11	26512	18	30
MX-8539/AAS-24	80205	21	27	134AVP81038-11	26512	21	12
NAS1004-8	80205	31	15	134AV25508-1	26512	11	18
NAS1204-16D	80205	22	5	134AV25508-11	26512	11	22
NAS1218-3-3P	80205	23	21	134AV25516-15	26512	19	4
NAS1218-3-6P	80205	23	7	134AV25516-15	26512	20	3
NAS1218-3-7P	80205	23	5	134AV25518-1	26512	9	10
NAS1303-13H	80205	12	15	134AV25518-11	26512	10	9
NAS1303-15H	80205	12	16	134AV25518-13	26512	10	8
NAS1303-19	80205	13	7	134AV35014-1	26512	8	15
NAS1303-3	80205	25	10	134AV35511-1	26512	12	1
NAS1303-8	80205	25	3	134AV35511-11	26512	12	4
NAS1303-8H	80205	12	12	134AV45511-13	26512	6	6
NAS1303-9	80205	34	10	134AV45511-15	26512	6	5
NAS1303-9	80205	35	9	134AV45511-17	26512	6	7
NAS1303-9	80205	36	10	134AV45511-5	26512	5	15
NAS1304-1H	80205	18	13	134AV75065-3	26512	11	24
NAS1304-15D	80205	22	8	134AV80332-5	26512	19	9
NAS1304-7	80205	27	1	134AV80333-5	26512	19	10
NAS1304-7D	80205	22	1	134AV80344-1	26512	12	30
NAS1306-10	80205	31	3	134AV80345-1	26512	12	31
NAS1306-20	80205	21	18	134AV80346-1	26512	12	32
NAS1403-15	80205	31	1	134AV80348-1	26512	12	29
NAS43DD3-106	80205	28	26	134AV80396-5	26512	30	2
NAS43DD3-16	80205	11	15	134AV80441-1	26512	15	16
HAS43DD3-32	80205	16	4	134AV81302-25	26512	24	19
NAS43DD4-16	80205	22	7	134AV81302-27	26512	24	7
NAS562-4-5	80205	23	16	134AV81302-29	26512	24	19
NAS583-6	80205	23	6	134AV81302-33	26512	21	17
NAS583-7	80205	23	2	134AV81302-35	26512	21	23
NAS620-6	80205	23	26	134AV81302-37	26512	21	21
NAS620A10L	80205	23	4	134AV81302-43	26512	21	1
NAS620C416	80205	28	40	134AV81302-45	26512	24	1
NAS680A3	80205	28	10	134AV81303-11	26512	27	3
NAS697A08	80205	28	11	134AV81303-13	26512	27	3
NAS698A08	80205	28	13	134AV81400-3	26512	18	25
QA-8511/AAS-24	80058	21	28	134AV81618-1	26512	9	7
OK-138/AAS-24	80058	21	25	134AV81638-1	26512	33	23
PP-3702/ARC-102	80058	5	11	134AV81644-1	26512	21	38
PP-6270/AAS-24	80058	21	32	134AV81646-3	26512	33	22
PU544/A	80058	31	22	134AV81700-1	26512	24	13

SECTION IV NATIONAL STOCK NUMBER AND PART NUMBER INDEX

PART NUMBER	FSCM	FIG NO.	ITEM NO.	PART NUMBER	FSCM	FIG. NO.	ITEM NOM
134AV81714-3	26512	5	14	134F80019-5	26512	27	20
134AV81716-1	26512	11	1	134F80019-7	26512	27	19
134AV81752-11	26512	26	14	134F80019-9	26512	27	18
134AV81752-3	26512	26	12	134F80024-1	26512	28	37
134AV83302-21	26512	24	1	134F80024-15	26512	28	47
134AV83302-23	26512	24	7	134F80024-3	26512	28	43
134AV83302-31	26512	21	1	134F80025-11	26512	28	41
134AV83302-33	26512	21	17	134F80026-1	26512	28	39
134AV83302-35	26512	21	23	134F80027-1	26512	11	5
134AV83302-37	26512	21	21	134F80039-9	26512	1	4
134BM70304-1	26512	19	18	134F80041-5	26512	18	3
134BM70304-1	26512	19	20	134F80055-1	26512	28	8
134BM77006-13	26512	19	19	134F80055-11	26512	28	17
134BM77006-15	26512	19	20	134F80055-15	26512	28	14
134BM80007-11	26512	25	1	134F80055-17	26512	28	18
134BM80007-13	26512	25	2	134F80055-19	26512	28	15
134BM80088-11	26512	25	13	134F80055-21	26512	28	16
134870301-1	26512	19	21	134F80055-3	26512	28	12
134870304-1	26512	19	11	134F80064-1	26512	24	20
134B70304-771	26512	19	11	134F80234-33	26512	34	26
134B70309-11	26512	19	14	134F80301-13	26512	27	21
134B70311-1	26512	19	15	134F80301-3	26512	27	12
134B70311-771	26512	19	15	134F80302-11	26512	27	17
134B80013-9	26512	24	16	134F80308-1	26512	11	16
134B80145-5	26512	25	4	134F80308-2	26512	11	17
134B80146-1	26512	25	11	134F30317-11	26512	31	12
134CSM77000-11	26512	33	14	134F30317-17	26512	31	11
134CS30103-3	26512	8	14	134F30317-19	26512	31	10
134EL80051-15	26512	34	22	134F30317-5	26512	31	8
134FH80005-3	26512	35	16	134F80319-1	26512	24	32
134FH80005-5	26512	21	22	134F80321-17	26512	35	5
134FH80005-5	26512	24	21	134F80321-19	26512	36	3
134FH80006-3	26512	36	19	134F80321-21	26512	34	6
134FH80006-5	26512	21	24	134F80332-1	26512	21	37
134FH80006-5	26512	24	22	134F80333-11	26512	23	31
134FH80007-3	26512	34	29	134F80334-15	26512	35	14
134FH80007-7	26512	21	16	134F80334-15	26512	36	17
134FH80007-7	26512	24	6	134F80334-17	26512	34	15
134FM80007-11	26512	36	12	134PE81600-1	26512	18	15
134FM80007-13	26512	36	13	134SCAV247-11	26512	4	1
134FM80008-11	26512	34	17	134WSP55500-17	26512	18	6
134FM80008-11	26512	35	15	134WS50001-3	26512	18	17
134FM80008-11	26512	36	18	134W80109-11	26512	28	22
134FM80012-11	26512	34	14	134W80109-5	26512	28	25
134FM80012-11	26512	35	13	134W83014-13	26512	28	23
134FM80012-11	26512	36	16	14057REV-E	83044	61	8
134FM80030-11	26512	36	11	1560-0V-1-1603		15	4
134FM80030-13	26512	35	10	2096-12-1	95712	4	11
134FM80030-15	26512	34	11	21-014529-01	15280	28	36
134FM80032-11	26512	23	11	21-014794-1	15280	28	32
134FM80044-11	26512	23	34	212-2	71286	25	9
134FM80045-11	26512	23	35	22191	98659	26	9
134FM80046-11	26512	23	23	2600LW	71286	25	5
134FM80047-11	26512	23	20	2700-4	71286	25	6
134FM80048-1	26512	23	22	2700-6	71286	25	7
134FM80049-11	26512	23	8	31-011201-04	15280	28	34
134FM80050-11	26512	23	29	31-011201-01	15280	28	33
134FM10051-11	26512	23	23	31-011203-01	15820	28	31
134FM80056-11	26512	36	6	31-011207-01	15280	28	35
134FP60000-17	26512	5	3	31-014713-02	15280	28	30
134FP75000-21	26512	33	5	37P4		11	23
134FP75000-23	26512	33	4	420HG	04211	18	27
134F80009-1	26512	34	1	49442	81482	24	18
134F80009-11	26512	36	1	49443	81482	24	17
134F80009-13	26512	23	1	51L7-1AA	71286	23	27
134F80009-19	26512	34	18	6600-048	80539	28	45
134F80000-3	26512	34	3	7845-300-1	11871	18	22
134F80009-5	26512	34	4	7865-100	11871	18	20
134F80009-7	26512	35	2	8187-200	11871	18	16
134F80009-9	26512	35	3	89R1148-1	26512	1	10
134F80019-1	26512	34	2	89R1350-1	26512	11	19
134F80019-3	26512	35	1				

RECOMMENDED CHANGES TO EQUIPMENT TECHNICAL MANUALS



SOMETHING WRONG WITH THIS MANUAL?

THEN... JOT DOWN THE DOPE ABOUT IT ON THIS FORM, TEAR IT OUT, FOLD IT AND DROP IT IN THE MAIL!

FROM: (YOUR UNIT'S COMPLETE ADDRESS)

Commander
Stateside Army Depot
ATTN: AMSTA-US
Stateside, N.J. 07703

DATE 10 July 1975

PUBLICATION NUMBER

TM 11-5840-340-12

DATE

23 Jan 74

TITLE

Radar Set AN/SPG-76

BE EXACT... PIN-POINT WHERE IT IS

PAGE NO.	PARA-GRAPH	FIGURE NO.	TABLE NO.
----------	------------	------------	-----------

2-25	2-28		
3-10	3-3		3-1
5-6	5-8		

F03

IN THIS SPACE TELL WHAT IS WRONG AND WHAT SHOULD BE DONE ABOUT IT:

Recommend that the installation antenna alignment procedure be changed through to specify a 2° IFF antenna lag rather than 1°.

REASON: Experience has shown that with only a 1° lag, the antenna servo system is too sensitive to wind gusting in excess of 25 knots, and has a tendency to rapidly accelerate and decelerate as it hunts, causing strain to the drive train. Hunting is minimized by adjusting the lag to 2° without degradation of operation.

Item 5, Function column. Change "2 db" to "3db."

REASON: The adjustment procedure for the TRANS POWER FAULT indicator calls for a 3 db (500 watts) adjustment to light the TRANS POWER FAULT indicator.

Add new step f.1 to read, "Replace cover plate removed in step e.1, above."

REASON: To replace the cover plate.

Zone C 3. On J1-2, change "+24 VDC to "+5 VDC."

REASON: This is the output line of the 5 VDC power supply. + 24 VDC is the input voltage.

TYPED NAME, GRADE OR TITLE, AND TELEPHONE NUMBER

SSG I. M. DeSpirito 999-1776

SIGN HERE:

SSG I. M. DeSpirito

DA FORM 2028-2 (TEST)

1 AUG 74

P.S.—IF YOUR OUTFIT WANTS TO KNOW ABOUT YOUR MANUAL "FIND" MAKE A CARBON COPY OF THIS AND GIVE IT TO YOUR HEADQUARTERS.

HISA 1686-75

Figure 37. DA Form 2028-2 (TEST), sample.

By Order of the Secretary of the Army:

FRED C. WEYAND
General, United States Army
Chief of Staff

Official:

PAUL T. SMITH
Major General, United States Army
The Adjutant General

DISTRIBUTION:

To be distributed in accordance with DA Form 12-31, Organizational 11-series requirements for OV-1D aircraft (qty rqr block no. 497).

RECOMMENDED CHANGES TO EQUIPMENT TECHNICAL MANUALS



THEN... JOT DOWN THE DOPE ABOUT IT ON THIS FORM, CUT IT OUT, FOLD IT AND DROP IT IN THE MAIL!

SOMETHING WRONG WITH THIS MANUAL?

FROM: (YOUR UNIT'S COMPLETE ADDRESS)

DATE

PUBLICATION NUMBER

DATE

BE EXACT... PIN-POINT WHERE IT IS

IN THIS SPACE TELL WHAT IS WRONG AND WHAT SHOULD BE DONE ABOUT IT:

PAGE NO.	PARA-GRAPH	FIGURE NO.	TABLE NO.
----------	------------	------------	-----------

CUT ALONG DOTTED LINE

TYPED NAME, GRADE OR TITLE, AND TELEPHONE NUMBER

SIGN HERE:

DA FORM 2028-2 (TEST)
1 AUG 74

P.S.--IF YOUR OUTFIT WANTS TO KNOW ABOUT YOUR MANUAL "FIND," MAKE A CARBON COPY OF THIS AND GIVE IT TO YOUR HEADQUARTERS.

FILL IN YOUR
UNIT'S ADDRESS

FOLD BACK

DEPARTMENT OF THE ARMY

POSTAGE AND FEES PAID
DEPARTMENT OF THE ARMY
DOD-314

OFFICIAL BUSINESS
PENALTY FOR PRIVATE USE, \$300

Commander
US Army Electronics Command
ATTN: AMSEL-MA-Q
Fort Monmouth, New Jersey 07703

FOLD BACK

TEAR ALONG DOTTED LINE

REVERSE OF DA FORM 2026-2 (TEST)

